

CHINO BASIN WATERMASTER



NOTICE OF MEETING

Thursday, June 15, 2017

9:00 a.m. – Advisory Committee Meeting

*AT THE CHINO BASIN WATERMASTER OFFICES
9641 San Bernardino Road
Rancho Cucamonga, CA 91730
(909) 484-3888*

CHINO BASIN WATERMASTER

Thursday, June 15, 2017

9:00 a.m. – Advisory Committee Meeting

AGENDA

**CHINO BASIN WATERMASTER
ADVISORY COMMITTEE MEETING**

9:00 a.m. – June 15, 2017

WITH

Mr. Brian Geye, Chair
Mr. Jeff Pierson, Vice-Chair
Chino Basin Watermaster
9641 San Bernardino Road
Rancho Cucamonga, CA 91730

AGENDA

CALL TO ORDER

AGENDA - ADDITIONS/REORDER

I. CONSENT CALENDAR

Note: All matters listed under the Consent Calendar are considered to be routine and non-controversial and will be acted upon by one motion in the form listed below. There will be no separate discussion on these items prior to voting unless any members, staff, or the public requests specific items be discussed and/or removed from the Consent Calendar for separate action.

A. MINUTES

1. Minutes of the Advisory Committee Meeting held May 18, 2017 *(Page 1)*

B. FINANCIAL REPORTS

1. Cash Disbursements for the month of April 2017 *(Page 9)*
2. Watermaster VISA Check Detail for the month of April 2017 *(Page 23)*
3. Combining Schedule for the Period July 1, 2016 through April 30, 2017 *(Page 27)*
4. Treasurer's Report of Financial Affairs for the Period April 1, 2017 through April 30, 2017 *(Page 31)*
5. Budget vs. Actual Report for the Period July 1, 2016 through April 30, 2017 *(Page 35)*

C. COST-SHARING AGREEMENT BETWEEN CHINO BASIN WATERMASTER AND CITY OF CHINO HILLS REGARDING THE CHINO HILLS ASR PILOT PROJECT *(Page 61)*

Approve the Cost Sharing Agreement Between Chino Basin Watermaster and City of Chino Hills Regarding the Chino Hills ASR Pilot Project and authorize the General Manager to sign the agreement on behalf of Watermaster.

D. REQUEST FOR STORAGE AGREEMENTS *(Page 71)*

Consideration of Local Storage Agreements – Storage of Excess Carryover Water by members of the Appropriative Pool in amounts as shown in the Assessment Package Approved November 17, 2016.

E. WATER TRANSACTIONS

1. Notice of Sale or Transfer – The purchase of 4,000.000 acre-feet of water from the City of Pomona by Cucamonga Valley Water District. This purchase is made from the City of Pomona's Excess Carryover Account. Date of application: May 3, 2017. *(Page 78)*
2. Notice of Sale or Transfer – The purchase of 500.000 acre-feet of water from West Valley Water District by Cucamonga Valley Water District. This purchase is made from West Valley Water District's Excess Carryover Account. Date of application: May 3, 2017. *(Page 88)*

3. Notice of Sale or Transfer – The purchase of 3,000.000 acre-feet of water from Cucamonga Valley Water District by Fontana Water Company. This purchase is made from Cucamonga Valley Water District's Annual Production Right/Operating Safe Yield first, then any additional from storage. Date of application: May 3, 2017. *(Page 98)*
4. Notice of Sale or Transfer – The purchase of 4,000.000 acre-feet of water from Cucamonga Valley Water District by Fontana Water Company. This purchase is made from Cucamonga Valley Water District's Annual Production Right/Operating Safe Yield first, then any additional from storage. Date of application: May 3, 2017. *(Page 108)*
5. Notice of Sale or Transfer – The purchase of 399.260 acre-feet of water from the City of Chino by the City of Ontario. This purchase is made from the City of Chino's Excess Carryover Account. Date of application: May 2, 2017. *(Page 118)*

II. **BUSINESS ITEMS**

A. **FISCAL YEAR 2016/17 BUDGET TRANSFER (FORM T-17-05-01)** *(Page 127)*

Approve Budget Transfer Form T-17-05-01 for FY 2016/17 as presented.

B. **FISCAL YEAR 2016/17 BUDGET AMENDMENT (FORM A-17-05-01)** *(Page 133)*

Approve Budget Amendment Form A-17-05-01 for FY 2016/17 in the amount of \$100,000 for the increased cost associated with the Safe Yield Redetermination and Reset, along with other Agricultural Pool matters, as presented.

III. **REPORTS/UPDATES**

A. **LEGAL COUNSEL REPORT**

1. Overlying (Agricultural) Pool Committee's Contests *(Page 139)*
2. Rules and Regulations Update
3. Outline Of Annual Report Presentation To Judge

B. **ENGINEER REPORT**

1. 2016 Annual Report of the Prado Basin Habitat Sustainability Committee
2. Other Technical Support

C. **CFO REPORT**

1. Exhibit "G" Transactions

D. **GM REPORT**

1. Storage Agreements
2. Water Transactions (June 8, 2017 Consent Calendar Items I.D.4 – 6)
3. Storage Workshop #2
4. Desalter Replenishment Assessments For Production Year 2013/14
5. SGMA Update
6. CSI Basin Improvement Project
7. DYY Program Update
8. Other

E. **INLAND EMPIRE UTILITIES AGENCY (WRITTEN)**

1. MWD Water Supply Conditions *(Page 145)*
2. State and Federal Legislative Reports *(Page 149)*
3. Community Outreach/Public Relations Report *(Page 165)*
4. IEUA Water Forum Newsletter *(Page 167)*

F. **OTHER METROPOLITAN MEMBER AGENCY REPORTS**

IV. INFORMATION

1. Cash Disbursements for May 2017 (*Page 169*)

V. COMMITTEE MEMBER COMMENTS

VI. OTHER BUSINESS

VII. CONFIDENTIAL SESSION - POSSIBLE ACTION

Pursuant to the Advisory Committee Pool Rules & Regulations, a Confidential Session may be held during the Watermaster Pool meeting for the purpose of discussion and possible action.

VIII. FUTURE MEETINGS AT WATERMASTER

6/15/17	Thu	8:00 a.m.	Appropriative Pool Strategic Planning (Confidential Session Only)
6/15/17	Thu	9:00 a.m.	Advisory Committee
6/15/17	Thu	9:30 a.m.	Recharge Investigations and Projects Committee (RIPCom)
6/20/17	Tue	1:00 p.m.	Storage Workshop #2
6/22/17	Thu	11:00 a.m.	Watermaster Board

All Watermaster meeting dates can be found on our website at the "View Schedules" button on the Home Page, and also accessible at this link: <http://www.cbwm.org/calendar.pdf>

ADJOURNMENT

THIS PAGE
HAS
INTENTIONALLY
BEEN LEFT
BLANK
FOR PAGINATION

CHINO BASIN WATERMASTER

I. CONSENT CALENDAR

A. MINUTES

1. Advisory Committee Meeting held on May 18, 2017

DRAFT MINUTES
CHINO BASIN WATERMASTER
ADVISORY COMMITTEE MEETING
May 18, 2017

The Advisory Committee meeting was held at the offices of the Chino Basin Watermaster located at 9641 San Bernardino Road, Rancho Cucamonga, CA on May 18, 2017.

ADVISORY COMMITTEE MEMBERS PRESENT

NON-AGRICULTURAL POOL MEMBER PRESENT

Brian Geye, Chair
Ramsey Haddad

Auto Club Speedway
California Steel Industries

AGRICULTURAL POOL MEMBERS PRESENT

Jeff Pierson, Vice-Chair
Bob Feenstra
Pete Hall

Crops
Dairy
State of California – CIM

APPROPRIATIVE POOL MEMBERS PRESENT

Darron Poulsen, Second Vice-Chair
Ron Craig
Martin Thouvenell for Rosemary Hoerning
Teri Layton
Seth Zielke
Cris Fealy
Justin Scott-Coe
Todd Corbin
John Bosler for Marty Zvirbulis
Scott Burton
Dave Crosley

City of Pomona
City of Chino Hills
City of Upland
San Antonio Water Company
Fontana Union Water Company
Fontana Water Company
Monte Vista Water District
Jurupa Community Services District
Cucamonga Valley Water District
City of Ontario
City of Chino

WATERMASTER BOARD MEMBERS PRESENT

Bob Kuhn
Gino Filippi

Three Valleys Municipal Water District
City of Upland

WATERMASTER STAFF PRESENT

Peter Kavounas
Joseph Joswiak
Edgar Tellez Foster
Anna Truong
Justin Nakano

General Manager
Chief Financial Officer
Senior Environmental Engineer
Executive Services Director/Board Clerk
Water Resources Senior Associate

WATERMASTER CONSULTANTS PRESENT

Brad Herrema
Mark Wildermuth
Andy Malone
Garrett Rapp

Brownstein Hyatt Farber Schreck, LLP
Wildermuth Environmental, Inc.
Wildermuth Environmental, Inc.
Wildermuth Environmental, Inc.

OTHERS PRESENT

Braden Yu
Chris Berch
Ken Jeske
Eunice Ulloa

Cucamonga Valley Water District
Inland Empire Utilities Agency
California Steel Industries
Chino Basin Water Conservation District

David De Jesus
Joel Ignacio
Richard Rees
Andy Campbell
Sheri Rojo
Eric Tarango
Manny Martinez

Three Valleys Municipal Water District
Inland Empire Utilities Agency
AMEC
Inland Empire Utilities Agency
Basin Creek Consulting
Fontana Water Company
Monte Vista Water District

CALL TO ORDER

Chair Geye called the Advisory Committee meeting to order at 9:18 a.m.

AGENDA - ADDITIONS/REORDER

(0:00:13) Mr. Kavounas announced that Watermaster added a footnote to Appendix F-2 of the Chino Basin Watermaster 39th Annual Report, to reflect the current Non-Agricultural pool membership as of June 30, 2016. He also announced that there were typographical errors in the Task Orders pertaining to Consent Calendar Items I.L., I.O., I.P., and I.Q, and the updated documents were available at the back table.

(0:01:23) Mr. Burton commented that if Consent Calendar Item I.G., Application for Local Storage Agreement is approved by the Board, Item I.H., the City of Ontario's Applications for Local Supplemental Storage Agreement, is no longer needed since it is for the same water.

I. CONSENT CALENDAR

A. MINUTES

1. Minutes of the Advisory Committee Meeting held April 20, 2017

B. FINANCIAL REPORTS

1. Cash Disbursements for the month of March 2017
2. Watermaster VISA Check Detail for the month of March 2017
3. Combining Schedule for the Period July 1, 2016 through March 31, 2017
4. Treasurer's Report of Financial Affairs for the Period March 1, 2017 through March 31, 2017
5. Budget vs. Actual Report for the Period July 1, 2016 through March 31, 2017

C. APPLICATION FOR RECHARGE

Notice of Application for Recharge: On March 20, 2017 San Antonio Water Company submitted an Application for Recharge for 1,500.000 acre-feet to be recharged into basins along the San Antonio Channel.

D. WATER TRANSACTIONS

1. Notice of Sale or Transfer – The purchase of 1,100.000 acre-feet of water from Santa Ana River Water Company by Jurupa Community Services District. This purchase is made from Santa Ana River Water Company's Annual Production Right / Operating Safe Yield first, then any additional from storage.
2. Notice of Sale or Transfer – The purchase of 11.866 acre-feet of water from Santa Ana River Water Company by Jurupa Community Services District. This purchase is made from Santa Ana River Water Company's storage account.

E. APPLICATION FOR LOCAL STORAGE AGREEMENT

Consideration of Local Storage Agreement for Excess Carryover Water by Members of the Overlying (Non-Agricultural) Pool.

F. APPLICATION FOR LOCAL STORAGE AGREEMENT

Consideration of Local Storage Agreement for Supplemental Water by Members of the Overlying (Non-Agricultural) Pool.

G. APPLICATION FOR LOCAL STORAGE AGREEMENT

Consideration of Local Storage Agreement for Supplemental Water by Members of the Appropriative Pool.

H. APPLICATIONS FOR LOCAL SUPPLEMENTAL STORAGE AGREEMENT

1. Notice of Application for a Local Storage Agreement – The City of Ontario has submitted an application for a Local Storage Agreement for 20,000 acre-feet dated January 26, 2012 that has been placed in the City's Local Supplemental Storage Account.
2. Notice of Application for a Local Storage Agreement – The City of Ontario has submitted an application for a Local Storage Agreement for 8,569.789 acre-feet dated April 7, 2017 that has been placed in the City's Local Supplemental Storage Account.

I. CHINO BASIN WATERMASTER 39TH ANNUAL REPORT

Recommend Watermaster Board to adopt the 39th Annual Report, along with filing a copy with the Court, subject to any necessary non-substantive changes.

J. AGREEMENT WITH SAN BERNARDINO COUNTY FOR CREATION OF GSA FOR SGMA FRINGE AREAS

Approve and recommend Watermaster Board to approve the proposed Cooperation Agreement between Chino Basin Watermaster and the County of San Bernardino for the creation of a GSA for the SGMA Fringe Areas in San Bernardino County.

K. THIRD AMENDMENT TO TASK ORDER NO. 1 (2013 RMPU AMENDMENT YIELD ENHANCEMENT PROJECTS – PLANNING, PERMITTING, AND DESIGN)

Recommend Watermaster Board to approve the amended Task Order No. 1 to reflect the change in scope and cost.

L. FIRST AMENDMENT TO TASK ORDER NO. 2 (LOWER DAY BASIN IMPROVEMENT PROJECT)

Recommend Watermaster Board to approve the amended Task Order No. 2 (Lower Day Basin Improvement Project).

M. FIRST AMENDMENT TO TASK ORDER NUMBERS 5 (JURUPA PUMP STATION AND HVAC IMPROVEMENTS), AND 6 (WINEVILLE PROOF OF CONCEPT)

Recommend Watermaster Board to approve the amended Task Orders No. 5 and No. 6 and conclude associated obligations.

N. SECOND AMENDMENT TO TASK ORDER NO. 8 (SAN SEVAINE BASIN RMPU IMPROVEMENT PROJECT)

Recommend Watermaster Board to approve the amended Task Order No. 8 (San Sevaime Basin Improvement Project).

O. TASK ORDER NO. 9 UNDER MASTER AGREEMENT FOR COLLABORATIVE RECHARGE PROJECTS (RMPU IMPROVEMENT PROJECT 23a)

Recommend Watermaster Board to approve Task Order No. 9, RMPU Improvement Project 23a (2013 RMPU proposed Wineville PS to Jurupa, expanded Jurupa PS to RP3 Basin and 2013 RP3 Improvements Project).

P. TASK ORDER NO. 10 UNDER MASTER AGREEMENT FOR COLLABORATIVE RECHARGE PROJECTS (VICTORIA BASIN IMPROVEMENT PROJECT)

Recommend Watermaster Board to approve Task Order No. 10, Victoria Basin Improvement Project (PID 11).

Q. TASK ORDER NO. 11 UNDER MASTER AGREEMENT FOR COLLABORATIVE RECHARGE PROJECTS (MONTCLAIR BASIN IMPROVEMENT PROJECT)

Recommend Watermaster Board to approve Task Order No. 11, Montclair Basins Improvement Project (PID 2).

(0:02:35)

Motion by Vice-Chair Jeff Pierson, seconded by Mr. Scott Burton, and by unanimous vote

Moved to approve the Consent Calendar as presented with the changes noted above.

II. BUSINESS ITEMS

A. CSI BASIN IMPROVEMENT PROJECT (DISCUSSION ONLY)

(0:02:56) Mr. Kavounas gave a report.

B. FISCAL YEAR 2016/17 BUDGET AMENDMENT (FORM A-17-04-01)

Approve the Budget Amendment Form A-17-04-01 for FY 2016/17 in the amount of \$100,000 for the increased cost associated with the CalPERS Personnel Matter regarding Alvarez and the Safe Yield Redetermination and Reset, as presented.

(0:03:53) Mr. Joswiak gave a report.

(0:04:27)

Motion by Vice-Chair Jeff Pierson, seconded by Mr. Scott Burton, and by unanimous vote

Moved to approve Business Item II.B. as presented.

C. RESOLUTION 2017-05 TO LEVY DESALTER REPLENISHMENT ASSESSMENTS FOR PRODUCTION YEAR 2013/14 (BASED ON ASSESSMENT PACKAGE FOR PRODUCTION YEAR 2013/14)

Review Resolution 2017-05 as presented, and offer advice to Watermaster.

(0:04:57) Mr. Kavounas gave a report. A discussion ensued.

(0:08:45) Mr. Burton's advice to the Board is that the Court's order needs to be implemented sooner rather than later. Additional discussion ensued.

(0:12:03) Mr. Crosley joined the meeting.

D. WATERMASTER FISCAL YEAR 2017/18 PROPOSED BUDGET

Approve the proposed FY 2017/18 budget as presented.

(0:14:33) Mr. Joswiak gave a report.

(0:17:35) Motion introduced by Mr. Poulsen, and seconded by Vice-Chair Jeff Pierson. Additional discussion ensued.

(0:27:57) Amended motion introduced. Additional discussion ensued.

(0:35:57) *Volume Vote Taken*

Motion by Mr. Darron Poulsen, seconded by Vice-Chair Jeff Pierson and by majority 68.896% volume vote.

Moved to approve staff's recommendation of Business Item II.D., the FY 2017/18 Budget with the caveat that the Storage Management Plan will be developed collaboratively, similar in nature to the 2013 RMPU Amendment.

No Votes by:

Teri Layton – San Antonio Water Company

Justin Scott-Coe (for Van Jew) – Monte Vista Irrigation Company

Dave Crosley – City of Chino

Justin Scott-Coe – Monte Vista Water District

Scott Burton – City of Ontario

III. REPORTS/UPDATES

A. LEGAL COUNSEL REPORT

1. Safe Yield Reset
2. Overlying (Agricultural) Pool Committee's Contest to Application for Storage Agreements
3. Rules and Regulations Update

(0:37:28) Mr. Herrema gave a report.

B. ENGINEER REPORT

1. Prado Basin Habitat Sustainability Program
2. Other Compliance Reporting

(0:40:28) Mr. Malone gave a report.

C. CFO REPORT

None

D. GM REPORT

1. Safe Yield Reset – Implementation of Court Order
2. Safe Storage Capacity
3. Storage Applications
4. SGMA Update
5. Ambient Water Quality Study
6. Other

(0:41:19) Mr. Kavounas gave a report. A discussion ensued.

(0:52:22) Mr. Kavounas introduced Mr. Tellez Foster to give a report on Item III.D.5., the Ambient Water Quality Study. A discussion ensued.

E. INLAND EMPIRE UTILITIES AGENCY

1. MWD Update (Written)
2. State and Federal Legislative Reports
3. Community Outreach/Public Relations Report

(0:56:12) Mr. Berch gave a report.

(0:59:36) Mr. Campbell gave a presentation and update regarding groundwater recharge within the Basin. A discussion ensued.

F. OTHER METROPOLITAN MEMBER AGENCY REPORTS

IV. INFORMATION

- 1. Cash Disbursements for April 2017

V. COMMITTEE MEMBER COMMENTS

None

VI. OTHER BUSINESS

None

VII. CONFIDENTIAL SESSION - POSSIBLE ACTION

None

ADJOURNMENT

Chair Geye adjourned the Advisory Committee meeting at 10:26 a.m.

Secretary: _____

Approved: _____

Attachment: May 18, 2017 Advisory Committee Volume Vote for Business Item II.D. Watermaster Fiscal Year 2017/18 Budget

May 18, 2017 Volume Vote for Business Item II.D., Watermaster Fiscal Year 2017/18 Budget



2017 ADVISORY COMMITTEE VOLUME VOTE

Assessment Year 2016-2017 (Production Year 2015-2016)

**QUORUM
MET?
YES**

Enter Y or N in Each Cell

Party	Present (Y/N)	Vote (Y/N)	Assigned	Reallocated	Available	Quorum	Total Yes
Minor 1	Y	N	3.158	0.000	3.158	3.158	0.000
Minor 2	Y	N	3.158	0.000	3.158	3.158	0.000
Chino Hills, City Of	Y	Y	2.090	0.000	2.090	2.090	2.090
Chino, City Of	Y	N	2.759	0.000	2.759	2.759	0.000
Cucamonga Valley Water District	Y	Y	11.040	0.000	11.040	11.040	11.040
Fontana Union Water Company	Y	Y	4.371	0.000	4.371	4.371	4.371
Fontana Water Company	Y	Y	6.389	0.000	6.389	6.389	6.389
Jurupa Community Services District	Y	Y	5.144	0.000	5.144	5.144	5.144
Monte Vista Water District	Y	N	6.721	0.000	6.721	6.721	0.000
Ontario, City Of	Y	N	15.309	0.000	15.309	15.309	0.000
Pomona, City Of	Y	Y	11.826	0.000	11.826	11.826	11.826
Upland, City Of	Y	Y	3.035	0.000	3.035	3.035	3.035
AGRICULTURAL POOL	Y	Y	20.000	0.000	20.000	20.000	20.000
NON-AGRICULTURAL POOL	Y	Y	5.000	0.000	5.000	5.000	5.000
			100.000	0.000	100.000	100.000	68.896

CALCULATE QUORUM	CALCULATE VOTES
RESET ALL	RESET VOTES

"YES" VOTES
68.896%

"NO" VOTES
31.104%

PASSED

P7

THIS PAGE
HAS
INTENTIONALLY
BEEN LEFT
BLANK
FOR PAGINATION

CHINO BASIN WATERMASTER

I. CONSENT CALENDAR

B. FINANCIAL REPORTS

1. Cash Disbursements for the month of April 2017
2. Watermaster VISA Check Detail for the month of April 2017
3. Combining Schedule for the Period July 1, 2016 through April 30, 2017
4. Treasurer's Report of Financial Affairs for the Period April 1, 2017 through April 30, 2017
5. Budget vs. Actual Report for the Period July 1, 2016 through April 30, 2017



CHINO BASIN WATERMASTER

9641 San Bernardino Road, Rancho Cucamonga, Ca 91730
Tel: 909.484.3888 Fax: 909.484.3890 www.cbwm.org

PETER KAVOUNAS, P.E.
General Manager

STAFF REPORT

DATE: June 15, 2017
TO: Advisory Committee Members
SUBJECT: Cash Disbursement Report - Financial Report B1 (April 30, 2017)

SUMMARY

Issue: Record of Cash Disbursements for the month of April 30, 2017.

Recommendation: Receive and file Cash Disbursements for April 30, 2017 as presented.

Financial Impact: Funds disbursed were included in the FY 2016/17 "Amended" Watermaster Budget.

Future Consideration

Advisory Committee – June 15, 2017: Receive and File

Watermaster Board – June 22, 2017: Receive and File (Normal Course of Business)

ACTIONS:

Appropriative Pool – June 8, 2017: Unanimously approved

Non-Agricultural Pool – June 8, 2017: Moved unanimously to receive and file, without approval

Agricultural Pool – June 8, 2017: Unanimously approved

Advisory Committee – June 15, 2017:

Watermaster Board – June 22, 2017:

BACKGROUND

A monthly cash disbursement report is provided to keep all members apprised of Watermaster expenditures.

DISCUSSION

Total cash disbursements during the month of April 2017 were \$485,776.62.

The most significant expenditures during the month were to Wildermuth Environmental, Inc. in the amount of \$228,410.81 (check number 20041 dated April 3, 2017); and Brownstein Hyatt Farber Schreck in the amount of \$89,545.29 (check number 20042 dated April 3, 2017).

ATTACHMENTS

1. Financial Report - B1

CHINO BASIN WATERMASTER
Cash Disbursements For The Month of
April 2017

Type	Date	Num	Name	Memo	Account	Paid Amount
Bill Pmt -Check	04/03/2017	20034	CHEF DAVE'S CAFE & CATERING		1012 · Bank of America Gen'l Ckg	
Bill	02/23/2017	6601		Lunch for 2/23/17 Watermaster Board meeting	6312 · Meeting Expenses	472.40
Bill	03/23/2017	6643		Lunch for 3/23/17 Watermaster Board meeting	6312 · Meeting Expenses	600.69
TOTAL						1,073.09
Bill Pmt -Check	04/03/2017	20035	FEENSTRA, BOB	Ag Pool Member Compensation	1012 · Bank of America Gen'l Ckg	
Bill	02/09/2017	2/11 Ag Pool Mtg		2/09/17 Ag Pool Meeting	8411 · Compensation	25.00
				2/09/17 Ag Pool Meeting	8470 · Ag Meeting Attend -Special	100.00
Bill	02/09/2017	2/09 Special Ag Mtg		2/09/17 Special Ag Pool Meeting	8411 · Compensation	25.00
				2/09/17 Special Ag Pool Meeting	8470 · Ag Meeting Attend -Special	100.00
Bill	02/23/2017	2/23 Board Mtg		2/23/17 Board Meeting	8411 · Compensation	25.00
				2/23/17 Board Meeting	8470 · Ag Meeting Attend -Special	100.00
Bill	02/28/2017	1/12 Ag Pool Mtg		1/12/17 Ag Pool Meeting	8411 · Compensation	25.00
				1/12/17 Ag Pool Meeting	8470 · Ag Meeting Attend -Special	100.00
Bill	02/28/2017	1/17 Special Ag Mtg		1/17/17 Special Ag Pool Meeting	8411 · Compensation	25.00
				1/17/17 Special Ag Pool Meeting	8470 · Ag Meeting Attend -Special	100.00
Bill	03/02/2017	3/02 Special Ag Pool		3/02/17 Special Ag Pool Meeting	8411 · Compensation	25.00
				3/02/17 Special Ag Pool Meeting	8470 · Ag Meeting Attend -Special	100.00
Bill	03/08/2017	3/08 Special Ag Mtg		3/08/17 Special Ag Pool Meeting	8411 · Compensation	25.00
				3/08/17 Special Ag Pool Meeting	8470 · Ag Meeting Attend -Special	100.00
Bill	03/09/2017	3/09 Ag Pool Mtg		3/09/17 Ag Pool Meeting	8411 · Compensation	25.00
				3/09/17 Ag Pool Meeting	8470 · Ag Meeting Attend -Special	100.00
Bill	03/10/2017	3/10 Storage Mtg		3/10/17 Storage Meeting	8411 · Compensation	25.00
				3/10/17 Storage Meeting	8470 · Ag Meeting Attend -Special	100.00
Bill	03/15/2017	3/15 Storage Mtg		3/15/17 Storage Meeting	8411 · Compensation	25.00
				3/15/17 Storage Meeting	8470 · Ag Meeting Attend -Special	100.00
Bill	03/16/2017	3/16 Advisory Comm		3/16/17 Advisory Committee Meeting	8411 · Compensation	25.00
				3/16/17 Advisory Committee Meeting	8470 · Ag Meeting Attend -Special	100.00
Bill	03/20/2017	3/20 Special Ag Mtg		3/20/17 Special Ag Pool Meeting	8411 · Compensation	25.00
				3/20/17 Special Ag Pool Meeting	8470 · Ag Meeting Attend -Special	100.00
Bill	03/23/2017	3/23 Board Mtg		3/23/17 Board Meeting	8470 · Ag Meeting Attend -Special	125.00
TOTAL						1,625.00
Bill Pmt -Check	04/03/2017	20036	KUHN, BOB	Board Member Compensation	1012 · Bank of America Gen'l Ckg	
Bill	02/03/2017	2/03 Conference Call		2/03/17 Conference call w/GM, Board Chairman	6311 · Board Member Compensation	125.00
Bill	02/09/2017	2/09 Appro Pool		2/09/17 Appropriative Pool Meeting	6311 · Board Member Compensation	125.00
Bill	02/16/2017	2/16 Advisory Comm		2/16/17 Advisory Committee Meeting	6311 · Board Member Compensation	125.00
Bill	02/21/2017	2/21 Conference Call		2/21/17 Conf. call w/GM, Board Chair, Vice Chair	6311 · Board Member Compensation	125.00
Bill	02/23/2017	2/23 Board Mtg		2/23/17 Board Meeting	6311 · Board Member Compensation	125.00
TOTAL						625.00

P 11

CHINO BASIN WATERMASTER
Cash Disbursements For The Month of
April 2017

Type	Date	Num	Name	Memo	Account	Paid Amount
Bill Pmt -Check	04/03/2017	20037	LEVEL 3 COMMUNICATIONS	53149715	1012 · Bank of America Gen'l Ckg	
Bill	03/27/2017	53149715		3/17/17-4/16/17	6053 · Internet Expense	1,044.82
TOTAL						<u>1,044.82</u>
Bill Pmt -Check	04/03/2017	20038	PURCHASE POWER	8000-9090-0016-8851	1012 · Bank of America Gen'l Ckg	
Bill	03/06/2017	8000909000168851		Postage refill	6042 · Postage - General	500.00
TOTAL						<u>500.00</u>
Bill Pmt -Check	04/03/2017	20039	READY REFRESH BY NESTLE	0023230253	1012 · Bank of America Gen'l Ckg	
Bill	03/27/2017	0023230253		Office Water Bottle - March 2017	6031.7 · Other Office Supplies	105.91
TOTAL						<u>105.91</u>
Bill Pmt -Check	04/03/2017	20040	VISION SERVICE PLAN	00-101789-0001	1012 · Bank of America Gen'l Ckg	
Bill	03/27/2017	001017890001		Vision Insurance - April 2017	60182.2 · Dental & Vision Ins	85.60
TOTAL						<u>85.60</u>
Bill Pmt -Check	04/03/2017	20041	WILDERMUTH ENVIRONMENTAL INC		1012 · Bank of America Gen'l Ckg	
Bill	02/28/2017	2017052		2017052	6906.31 · OBMP-Pool, Adv. Board Mtgs	8,789.36
Bill	02/28/2017	2017053		2017053	6906.32 · OBMP-Other General Meetings	6,657.63
Bill	02/28/2017	2017054		2017054	6906.74 · OBMP-Mat'l Phy. Injury Requests	2,355.55
Bill	02/28/2017	2017055		2017055	6906.71 · OBMP-Data Req.-CBWM Staff	3,544.30
Bill	02/28/2017	2017056		2017056	6906.71 · OBMP-Data Req.-CBWM Staff	7,689.16
Bill	02/28/2017	2017057		2017057	6906.72 · OBMP-Data Req.-Non CBWM Staff	282.50
Bill	02/28/2017	2017058		2017058	6906.23 · SGMA Reporting Requirements	5,080.40
Bill	02/28/2017	2017059		2017059	6906 · OBMP Engineering Services	916.10
Bill	02/28/2017	2017060		2017060	6906.1 · OBMP-Watermaster Model Update	52,349.40
Bill	02/28/2017	2017061		2017061	6906.24 · Compliance-SB88 and SWRCB	74.50
Bill	02/28/2017	2017062		2017062	6906.81 · Prepare 38th/39th Annual Rpts	6,198.15
Bill	02/28/2017	2017063		2017063	6906.21 · State of the Basin Report	880.10
Bill	02/28/2017	2017064		2017064	7103.3 · Grdwtr Qual-Engineering	7,019.49
Bill	02/28/2017	2017065		2017065	7104.3 · Grdwtr Level-Engineering	11,013.12
Bill	02/28/2017	2017066		2017066	7107.2 · Grd Level-Engineering	564.00
Bill	02/28/2017	2017067		2017067	7107.2 · Grd Level-Engineering	5,291.79
Bill	02/28/2017	2017068		2017068	7108.3 · Hydraulic Control-Engineering	242.20
Bill	02/28/2017	2017069		2017069	7108.3 · Hydraulic Control-Engineering	260.40
Bill	02/28/2017	2017070		2017070	7108.3 · Hydraulic Control-Engineering	1,302.65
Bill	02/28/2017	2017071		2017071	7108.31 · Hydraulic Control - PBHSP	52,162.39
Bill	02/28/2017	2017072		2017072	7109.3 · Recharge & Well - Engineering	1,721.40
Bill	02/28/2017	2017073		2017073	7202.2 · Engineering Svc	11,378.67

P12

CHINO BASIN WATERMASTER
Cash Disbursements For The Month of
April 2017

Type	Date	Num	Name	Memo	Account	Paid Amount
Bill	02/28/2017	2017074		2017074	7402 · PE4-Engineering	10,571.40
Bill	02/28/2017	2017075		2017075	7402.10 · PE4 - Northwest MZ1 Area Proj.	11,818.50
Bill	02/28/2017	2017076		2017076	7625 · Storage-OBMP PEIR-50/50 Split	19,804.90
Bill	02/28/2017	2017077		2017077	7108.31 · Hydraulic Control - PBHSP	442.75
TOTAL						228,410.81
Bill Pmt -Check	04/03/2017	20042	BROWNSTEIN HYATT FARBER SCHRECK		1012 · Bank of America Gen'l Ckg	
Bill	02/28/2017	672678		672678	6907.44 · SGMA Compliance	2,934.45
Bill	02/28/2017	672679		672679	6907.42 · Safe Yield Recalculation	21,325.05
Bill	02/28/2017	672680		672680	6907.40 · Storage Agreements	21,336.30
Bill	02/28/2017	672681		672681	6907.39 · Recharge Master Plan	4,277.25
Bill	02/28/2017	672682		672682	6072 · BHFS Legal - Annotated Judgment	2,927.25
				Expenses	6072 · BHFS Legal - Annotated Judgment	34.98
Bill	02/28/2017	672683		672683	8575 · BHFS Legal - Non-Ag Pool	1,836.00
Bill	02/28/2017	672684		672684	8475 · BHFS Legal - Agricultural Pool	1,836.00
Bill	02/28/2017	672685		672685	8375 · BHFS Legal - Appropriative Pool	2,040.00
Bill	02/28/2017	672686		672686	6375 · BHFS Legal - Board Meeting	3,832.50
				Expenses	6375 · BHFS Legal - Board Meeting	375.00
Bill	02/28/2017	672687		672687	6275 · BHFS Legal - Advisory Committee	765.00
				Expenses	6275 · BHFS Legal - Advisory Committee	34.98
Bill	02/28/2017	672688		672688	6907.36 · Santa Ana River Habitat	3,520.50
Bill	02/28/2017	672689		672689	6907.34 · Santa Ana River Water Rights	131.00
Bill	02/28/2017	672690		Alvarez-CalPERS	6073 · BHFS Legal - Personnel Matters	956.00
				Personnel	6073 · BHFS Legal - Personnel Matters	220.50
Bill	02/28/2017	672691		672691	6078 · BHFS Legal - Miscellaneous	21,092.50
				Expenses	6078 · BHFS Legal - Miscellaneous	34.98
				Expenses	8375 · BHFS Legal - Appropriative Pool	11.68
				Expenses	8475 · BHFS Legal - Agricultural Pool	11.68
				Expenses	8575 · BHFS Legal - Non-Ag Pool	11.69
TOTAL						89,545.29
General Journal	04/08/2017	04/08/2017	ICMA-RC	Payroll and Taxes for 03/25/17-04/08/17	1012 · Bank of America Gen'l Ckg	
				Direct Deposits for 03/25/17-04/08/17	1012 · Bank of America Gen'l Ckg	24,105.62
				Payroll Taxes for 03/25/17-04/08/17	1012 · Bank of America Gen'l Ckg	8,517.65
			ICMA-RC	457(f) Employee Deductions for 03/25/17-04/08/17	1012 · Bank of America Gen'l Ckg	4,399.88
			ICMA-RC	401(a) Employee Deductions for 03/25/17-04/08/17	1012 · Bank of America Gen'l Ckg	1,235.97
TOTAL						38,259.12
Bill Pmt -Check	04/10/2017	20043	APPLIED COMPUTER TECHNOLOGIES	2788	1012 · Bank of America Gen'l Ckg	
Bill	03/31/2017	2788		Database Consulting - March 2017	6052.2 · Applied Computer Technol	3,000.00

P13

CHINO BASIN WATERMASTER
Cash Disbursements For The Month of
April 2017

TOTAL	Type	Date	Num	Name	Memo	Account	Paid Amount
							3,000.00
	Bill Pmt -Check	04/10/2017	20044	BOWCOCK, ROBERT	Board Member Compensation	1012 · Bank of America Gen'l Ckg	
	Bill	03/03/2017	3/03 Board Conf Call		3/03/17 Board Conference Call	6311 · Board Member Compensation	125.00
	Bill	03/23/2017	3/23 Board Mtg		3/23/17 Board Meeting	6311 · Board Member Compensation	125.00
TOTAL							250.00
	Bill Pmt -Check	04/10/2017	20045	BUSINESS TELECOMMUNICATION SYSTEMS IN 12063		1012 · Bank of America Gen'l Ckg	
	Bill	04/05/2017	12063		1 year support plan	6054 · Computer Software	1,787.00
TOTAL							1,787.00
	Bill Pmt -Check	04/10/2017	20046	CURATALO, JAMES	Board Member Compensation	1012 · Bank of America Gen'l Ckg	
	Bill	03/03/2017	3/03 Special Board		3/03/17 Special Board Meeting	6311 · Board Member Compensation	125.00
	Bill	03/06/2017	3/06 Admin Mtg		3/06/17 Administrative Meeting w/PK and CVWD	6311 · Board Member Compensation	125.00
	Bill	03/16/2017	3/16 Special Board		3/16/17 Special Board Meeting	6311 · Board Member Compensation	125.00
	Bill	03/21/2017	3/21 Agenda Preview		3/21/17 Board Agenda Preview Meeting	6311 · Board Member Compensation	125.00
	Bill	03/23/2017	3/23 Board Mtg		3/23/17 Board Meeting	6311 · Board Member Compensation	125.00
TOTAL							625.00
P14	Bill Pmt -Check	04/10/2017	20047	DE BOOM, NATHAN	Ag Pool Member Compensation	1012 · Bank of America Gen'l Ckg	
	Bill	03/02/2017	3/02 Special Ag Mtg		3/02/17 Special Ag Pool Meeting	8411 · Compensation	25.00
	Bill	03/08/2017	3/08 Special Ag Mtg		3/02/17 Special Ag Pool Meeting	8470 · Ag Meeting Attend -Special	100.00
	Bill	03/10/2017	3/10 Ag Pool Mtg		3/08/17 Special Ag Pool Meeting	8411 · Compensation	25.00
	Bill	03/20/2017	3/20 Special Ag Mtg		3//08/17 Special Ag Pool Meeting	8470 · Ag Meeting Attend -Special	100.00
	Bill	03/10/2017	3/10 Ag Pool Mtg		3/10/17 Ag Pool Meeting	8411 · Compensation	25.00
	Bill	03/20/2017	3/20 Special Ag Mtg		3/10/17 Ag Pool Meeting	8470 · Ag Meeting Attend -Special	100.00
	Bill	03/20/2017	3/20 Special Ag Mtg		3/20/17 Special Ag Pool Meeting	8411 · Compensation	25.00
	Bill	03/20/2017	3/20 Special Ag Mtg		3/20/17 Special Ag Pool Meeting	8470 · Ag Meeting Attend -Special	100.00
TOTAL							500.00
	Bill Pmt -Check	04/10/2017	20048	DE HAAN, HENRY	Ag Pool Member Compensation	1012 · Bank of America Gen'l Ckg	
	Bill	03/02/2017	3/02 Special Ag Mtg		3/02/17 Special Ag Pool Meeting	8411 · Compensation	25.00
	Bill	03/08/2017	3/08 Special Ag Mtg		3/02/17 Special Ag Pool Meeting	8470 · Ag Meeting Attend -Special	100.00
	Bill	03/10/2017	3/10 Ag Pool Mtg		3/08/17 Special Ag Pool Meeting	8411 · Compensation	25.00
	Bill	03/20/2017	3/20 Special Ag Mtg		3/08/17 Special Ag Pool Meeting	8470 · Ag Meeting Attend -Special	100.00
	Bill	03/10/2017	3/10 Ag Pool Mtg		3/10/17 Ag Pool Meeting	8411 · Compensation	25.00
	Bill	03/20/2017	3/20 Special Ag Mtg		3/10/17 Ag Pool Meeting	8470 · Ag Meeting Attend -Special	100.00
	Bill	03/20/2017	3/20 Special Ag Mtg		3/20/17 Special Ag Pool Meeting	8411 · Compensation	25.00
	Bill	03/20/2017	3/20 Special Ag Mtg		3/20/17 Special Ag Pool Meeting	8470 · Ag Meeting Attend -Special	100.00
TOTAL							500.00

CHINO BASIN WATERMASTER
Cash Disbursements For The Month of
April 2017

Type	Date	Num	Name	Memo	Account	Paid Amount
Bill Pmt -Check	04/10/2017	20049	DI PRIMIO, ROBERT	Board Member Compensation	1012 · Bank of America Gen'l Ckg	
Bill	03/03/2017	3/03 Special Board		3/03/17 Special Board Meeting	6311 · Board Member Compensation	125.00
Bill	03/16/2017	3/16 Board Conf Call		3/16/17 Board Conference Call	6311 · Board Member Compensation	125.00
Bill	03/21/2017	3/21 Agenda Preview		3/21/17 Board Agenda Preview Meeting	6311 · Board Member Compensation	125.00
TOTAL						375.00
Bill Pmt -Check	04/10/2017	20050	ELIE, STEVEN	Board Member Compensation	1012 · Bank of America Gen'l Ckg	
Bill	03/03/2017	3/03 Special Board		3/03/17 Special Board Meeting	6311 · Board Member Compensation	125.00
Bill	03/16/2017	3/16 Special Board		3/16/17 Special Board Meeting	6311 · Board Member Compensation	125.00
Bill	03/23/2017	3/23 Board mtg		3/23/17 Board Meeting	6311 · Board Member Compensation	125.00
TOTAL						375.00
Bill Pmt -Check	04/10/2017	20051	FEDAK & BROWN LLP	Progress Billing - Audit Services	1012 · Bank of America Gen'l Ckg	
Bill	03/31/2017			March 2017	6062 · Audit Services	1,500.00
TOTAL						1,500.00
Bill Pmt -Check	04/10/2017	20052	FILIPPI, GINO	Board Member Compensation	1012 · Bank of America Gen'l Ckg	
Bill	03/16/2017	3/16 Board Conf Call		3/16/17 Board Conference Call	6311 · Board Member Compensation	125.00
Bill	03/23/2017	3/23 Board Mtg		3/23/17 Board Meeting	6311 · Board Member Compensation	125.00
TOTAL						250.00
Bill Pmt -Check	04/10/2017	20053	HUITSING, JOHN	Ag Pool Member Compensation	1012 · Bank of America Gen'l Ckg	
Bill	03/08/2017	3/08 Ag Conf Call		3/08/17 Ag Pool Conference Call	8411 · Compensation	25.00
				3/08/17 Ag Pool Conference Call	8470 · Ag Meeting Attend -Special	100.00
Bill	03/10/2017	3/10 Ag Pool Mtg		3/10/17 Ag Pool Meeting	8411 · Compensation	25.00
				3/10/17 Ag Pool Meeting	8470 · Ag Meeting Attend -Special	100.00
Bill	03/20/2017	3/20 Confidential Ag		3/20/17 Ag Pool Confidential Meeting	8411 · Compensation	25.00
				3/20/17 Ag Pool Confidential Meeting	8470 · Ag Meeting Attend -Special	100.00
TOTAL						375.00
Bill Pmt -Check	04/10/2017	20054	IPSWITCH, INC.	IN595258	1012 · Bank of America Gen'l Ckg	
Bill	03/27/2017	IN595258		1 year support for WS_FT{P server - WR-7000-0801	6054 · Computer Software	270.00
TOTAL						270.00
Bill Pmt -Check	04/10/2017	20055	PAYCHEX	Payroll Services	1012 · Bank of America Gen'l Ckg	
Bill	03/31/2017	2017033000		March 2017 - 3/17/17 payroll	6012 · Payroll Services	153.71
Bill	03/31/2017	2017033000		March 2017 - 3/31/17 payroll	6012 · Payroll Services	148.18
TOTAL						301.89

P 15
TOTAL

CHINO BASIN WATERMASTER
Cash Disbursements For The Month of
April 2017

Type	Date	Num	Name	Memo	Account	Paid Amount
Bill Pmt -Check	04/10/2017	20056	PIERSON, JEFFREY	Ag Pool Member Compensation	1012 · Bank of America Gen'l Ckg	
Bill	03/02/2017	3/02 Special Ag Mtg		3/02/17 Special Ag Pool Meeting	8470 · Ag Meeting Attend -Special	125.00
Bill	03/09/2017	3/09 Special Board		3/09/17 Special Board Meeting	8470 · Ag Meeting Attend -Special	125.00
Bill	03/10/2017	3/10 Ag Pool Mtg		3/10/17 Ag Pool Meeting	8470 · Ag Meeting Attend -Special	125.00
Bill	03/10/2017	3/10 Special Ag Mtg		3/10/17 Special Ag Pool Meeting	8470 · Ag Meeting Attend -Special	125.00
Bill	03/15/2017	3/15 Special Ag Mtg		3/15/17 Special Ag Pool Meeting	8470 · Ag Meeting Attend -Special	125.00
Bill	03/16/2017	3/16 Advisory Comm		3/16/17 Advisory Committee Meeting	8470 · Ag Meeting Attend -Special	125.00
Bill	03/16/2017	3/16 Board Conf Call		3/16/17 Board Conference Call Meeting	8470 · Ag Meeting Attend -Special	125.00
Bill	03/16/2017	3/16 RIPCom Mtg		3/16/17 RIPCom Meeting	8470 · Ag Meeting Attend -Special	125.00
Bill	03/23/2017	3/23 Board Mtg		3/23/17 Board Meeting	8470 · Ag Meeting Attend -Special	125.00
TOTAL						1,125.00
Bill Pmt -Check	04/10/2017	20057	PREMIERE GLOBAL SERVICES	23283899	1012 · Bank of America Gen'l Ckg	
Bill	03/31/2017	23283899		Pool agenda prep call on 2/28	8312 · Meeting Expenses	2.02
				Pool agenda prep call on 2/28	8412 · Meeting Expenses	2.02
				Pool agenda prep call on 2/28	8512 · Meeting Expense	2.02
				Non-Ag Pool meeting call on 3/09	8512 · Meeting Expense	14.68
				Appropriative Pool storage call on 3/15	8312 · Meeting Expenses	6.18
				Ag Pool storage call on 3/15	8412 · Meeting Expenses	6.18
				Non-Ag Pool storage call on 3/15	8512 · Meeting Expense	6.18
				Board confidential call on 3/16	6312 · Meeting Expenses	6.89
				Fee - General	6022 · Telephone	49.00
				Fee - Confidential	6022 · Telephone	49.00
				WM coordination call on 2/27	6909.1 · OBMP Meetings	14.40
				DIR discussion call on 3/01	6909.1 · OBMP Meetings	9.65
				Board confidential call on 3/03	6312 · Meeting Expenses	16.28
				Budget discussion call on 3/06	6909.1 · OBMP Meetings	12.47
				Pool meetings check call on 3/08	8312 · Meeting Expenses	2.02
				Pool meetings check call on 3/08	8412 · Meeting Expenses	2.02
				Pool meetings check call on 3/08	8512 · Meeting Expense	2.02
				WM coordination call on 3/13	6909.1 · OBMP Meetings	9.00
				Appropriative Pool strategic planning call on 3/16	8312 · Meeting Expenses	6.07
				RIPCom meeting call on 3/16	7204 · Comp Recharge-Supplies	38.01
				WM coordination call on 3/20	6909.1 · OBMP Meetings	12.21
				Board agenda review call on 3/21	6312 · Meeting Expenses	11.30
				Service fee	6022 · Telephone	6.44
TOTAL						286.06
Bill Pmt -Check	04/10/2017	20058	PUBLIC EMPLOYEES' RETIREMENT SYSTEM	Payor #3493	1012 · Bank of America Gen'l Ckg	
Bill	04/01/2017	1394905143		Annual Unfunded Accrued Liability	60180 · Employers PERS Expense	3,590.95

P 16

CHINO BASIN WATERMASTER
Cash Disbursements For The Month of
April 2017

Type	Date	Num	Name	Memo	Account	Paid Amount
TOTAL						3,590.95
Bill Pmt -Check	04/10/2017	20059	RR FRANCHISING, INC.	37273	1012 · Bank of America Gen'l Ckg	
Bill	04/01/2017	37273		Monthly service April 2017	6024 · Building Repair & Maintenance	740.00
TOTAL						740.00
Bill Pmt -Check	04/10/2017	20060	STATE COMPENSATION INSURANCE FUND	1970970-16	1012 · Bank of America Gen'l Ckg	
Bill	04/01/2017	1970970-16		Premium for 3/26/17-4/26/17	60183 · Worker's Comp Insurance	910.00
TOTAL						910.00
Bill Pmt -Check	04/10/2017	20061	SWIFT, JOSH	Board Member Compensation	1012 · Bank of America Gen'l Ckg	
Bill	03/23/2017	3/23 Board Mtg		3/23/17 Board Meeting	6311 · Board Member Compensation	125.00
TOTAL						125.00
Bill Pmt -Check	04/10/2017	20062	UNION 76	7076-2245-3035-5049	1012 · Bank of America Gen'l Ckg	
Bill	03/31/2017	7076224530355049		March 2017	6175 · Vehicle Fuel	55.04
TOTAL						55.04
P17						
Bill Pmt -Check	04/10/2017	20063	WESTERN MUNICIPAL WATER DISTRICT	Board Member Compensation	1012 · Bank of America Gen'l Ckg	
Bill	03/16/2017	3/16 Special Board		3/16/17 Special Board Meeting - Galleano	6311 · Board Member Compensation	125.00
Bill	03/23/2017	3/23 Board Mtg		3/23/17 Board Meeting - Galleano	6311 · Board Member Compensation	125.00
TOTAL						250.00
Bill Pmt -Check	04/10/2017	20064	YUKON DISPOSAL SERVICE	08-K2 213849	1012 · Bank of America Gen'l Ckg	
Bill	04/05/2017	08-k2 213849		Disporal Services - April 2017	6024 · Building Repair & Maintenance	111.57
TOTAL						111.57
Bill Pmt -Check	04/13/2017	20065	KUHN, BOB	Board Member Compensation	1012 · Bank of America Gen'l Ckg	
Bill	03/03/2017	3/03 Special Board		3/03/17 Special Board Meeting	6311 · Board Member Compensation	125.00
Bill	03/09/2017	3/09 Appro Pool Mtg		3/09/17 Appropriative Pool Meeting	6311 · Board Member Compensation	125.00
Bill	03/21/2017	3/21 Board Conf Call		3/21/17 Board Conference Call	6311 · Board Member Compensation	125.00
Bill	03/23/2017	3/23 Board Mtg		3/23/17 Board Meeting	6311 · Board Member Compensation	125.00
Bill	03/28/2017	3/28 Admin Mtg		3/28/17 Administrative Meeting (check signature)	6311 · Board Member Compensation	125.00
TOTAL						625.00
Bill Pmt -Check	04/14/2017	ACH 041417	PUBLIC EMPLOYEES' RETIREMENT SYSTEM	Payor #3493	1012 · Bank of America Gen'l Ckg	
General Journal	04/08/2017	04/08/2017	PUBLIC EMPLOYEES' RETIREMENT SYSTEM	CalPERS Retirement for 03/25/17-04/08/17	2000 · Accounts Payable	1,480.43
TOTAL						1,480.43
Check	04/17/2017	04/17/2017	Service Charge	Service Charge	1012 · Bank of America Gen'l Ckg	

CHINO BASIN WATERMASTER
Cash Disbursements For The Month of
April 2017

Type	Date	Num	Name	Memo	Account	Paid Amount
				Service Charge	6039.1 · Banking Service Charges	420.13
TOTAL						420.13
General Journal	04/22/2017	17/04/06	Payroll and Taxes for 04/09/17-04/22/17	Payroll and Taxes for 04/09/17-04/22/17	1012 · Bank of America Gen'l Ckg	
				Direct Deposits for 04/09/17-04/22/17	1012 · Bank of America Gen'l Ckg	24,557.98
				Payroll Taxes for 04/09/17-04/22/17	1012 · Bank of America Gen'l Ckg	8,567.68
			ICMA-RC	457(f) Employee Deductions for 04/09/17-04/22/17	1012 · Bank of America Gen'l Ckg	4,399.88
			ICMA-RC	401(a) Employee Deductions for 04/09/17-04/22/17	1012 · Bank of America Gen'l Ckg	1,235.97
TOTAL						38,761.51
Bill Pmt -Check	04/24/2017	20066	ACWA JOINT POWERS INSURANCE AUTHORITY	0475817	1012 · Bank of America Gen'l Ckg	
Bill	04/13/2017	0475817		Prepayment - May 2017	1409 · Prepaid Life, BAD&D & LTD	138.38
				April 2017	60191 · Life & Disab.Ins Benefits	141.14
TOTAL						279.52
Bill Pmt -Check	04/24/2017	20067	BANK OF AMERICA	XXXX-XXXX-XXXX-9341	1012 · Bank of America Gen'l Ckg	
Bill	03/31/2017	XXXX-XXXX-XXXX-9341		UPS battery-CFO's PC	6055 · Computer Hardware	39.78
				Renewal of membership	6111 · Membership Dues	152.28
				Replace office wifi router	6055 · Computer Hardware	129.25
				Computer supplies	6055 · Computer Hardware	20.76
				Subscription to Office Manager Today	6112 · Subscriptions/Publications	90.44
				Miscellaneous office supplies	6031.7 · Other Office Supplies	31.89
				Supplies for Board Room	6031.7 · Other Office Supplies	55.15
				Registration-PK-2017 ACWA Spring Conference	6193.2 · Conference - Registration Fee	645.07
				UPS battery for field operations	6055 · Computer Hardware	34.80
				Lunch for 3/09/17 special Ag Pool mtg	8412 · Meeting Expenses	56.25
				Computer parts	6055 · Computer Hardware	19.86
				Send check to copier leasing company	6042 · Postage - General	33.68
				Replenishment of FastTrak account	6174 · Public Transportation	23.18
				Supplies for GM laptop	6055 · Computer Hardware	74.22
				Surface pro laptop, supplies for GM	6055 · Computer Hardware	1,064.99
				Miscellaneous office supplies	6031.7 · Other Office Supplies	378.19
				Supplies for 3/23 staff meeting	6141.3 · Admin Meetings	12.45
				Miscellaneous office supplies	6031.7 · Other Office Supplies	32.30
				Miscellaneous office supplies	6031.7 · Other Office Supplies	25.69
				Flight-PK-2017 ACWA Spring Conference	6173 · Airfare/Mileage	170.17
				Miscellaneous office supplies	6031.7 · Other Office Supplies	12.06
				Miscellaneous office supplies	6031.7 · Other Office Supplies	71.00
				Signs for office security	6031.7 · Other Office Supplies	13.55
				Miscellaneous office supplies	6031.7 · Other Office Supplies	11.90

P 18

CHINO BASIN WATERMASTER
Cash Disbursements For The Month of
April 2017

Type	Date	Num	Name	Memo	Account	Paid Amount
				Miscellaneous office supplies	6031.7 · Other Office Supplies	16.62
				Registration for AT-audioconference	6192 · Seminars - General	181.80
TOTAL						<u>3,397.33</u>
Bill Pmt -Check	04/24/2017	20068	CALPERS	1394905143	1012 · Bank of America Gen'l Ckg	
Bill	04/17/2017	1394905143		Medical Insurance Premium	60182.1 · Medical Insurance	8,172.69
TOTAL						<u>8,172.69</u>
Bill Pmt -Check	04/24/2017	20069	CORELOGIC INFORMATION SOLUTIONS	81792507	1012 · Bank of America Gen'l Ckg	
Bill	03/31/2017	81792507		81792507	7103.7 · Grdwtr Qual-Computer Svc	62.50
				81792507	7101.4 · Prod Monitor-Computer	62.50
TOTAL						<u>125.00</u>
Bill Pmt -Check	04/24/2017	20070	CUCAMONGA VALLEY WATER DISTRICT		1012 · Bank of America Gen'l Ckg	
Bill	04/17/2017			Office lease due May 1, 2017	1422 · Prepaid Rent	6,447.61
TOTAL						<u>6,447.61</u>
Bill Pmt -Check	04/24/2017	20071	EUROFINS EATON ANALYTICAL		1012 · Bank of America Gen'l Ckg	
P19 Bill	03/31/2017	L0313612		L0313612	7108.41 · Hydraulic Control - PBHSP	3,140.00
Bill	03/31/2017	L0315253		L0315253	7108.41 · Hydraulic Control - PBHSP	3,360.00
Bill	03/31/2017	L0314246		L0314246	7108.41 · Hydraulic Control - PBHSP	2,512.00
Bill	03/31/2017	L0315254		L0315254	7108.41 · Hydraulic Control - PBHSP	2,512.00
TOTAL						<u>11,524.00</u>
Bill Pmt -Check	04/24/2017	20072	FIRST LEGAL NETWORK LLC	40009175	1012 · Bank of America Gen'l Ckg	
Bill	03/31/2017	40009175		Filings on 3/10/17 and 3/24/17	6061.5 · Court Filing Services	333.05
TOTAL						<u>333.05</u>
Bill Pmt -Check	04/24/2017	20073	FRONTIER COMMUNICATIONS	909-484-3890-050914-5	1012 · Bank of America Gen'l Ckg	
Bill	04/17/2017	9094843890050314-5		Office fax and main lines	6022 · Telephone	139.63
TOTAL						<u>139.63</u>
Bill Pmt -Check	04/24/2017	20074	INLAND EMPIRE UTILITIES AGENCY	1800003153	1012 · Bank of America Gen'l Ckg	
Bill	03/31/2017	1800003153		4160.2 AF @ \$2 OCWD Inv. 17286 OC-59 Oct. 201	5011 · Replenishment Water	8,320.40
				60.0 AF @ \$2	5011 · Replenishment Water	120.00
TOTAL						<u>8,440.40</u>
Bill Pmt -Check	04/24/2017	20075	LEGAL SHIELD	0111802	1012 · Bank of America Gen'l Ckg	
Bill	04/17/2017	0111802		Employee deductions - April 2017	60194 · Other Employee Insurance	79.70
TOTAL						<u>79.70</u>

CHINO BASIN WATERMASTER
Cash Disbursements For The Month of
April 2017

Type	Date	Num	Name	Memo	Account	Paid Amount
Bill Pmt -Check	04/24/2017	20076	MINDSHIFT	0243133	1012 · Bank of America Gen'l Ckg	
Bill	04/01/2017	0243133		IT Managed Services	6052.4 · mindSHIFT-Managed Services	3,770.00
				Backup & Recovery	6052.5 · mindSHIFT-Data Backup/Storage	792.00
TOTAL						4,562.00
Bill Pmt -Check	04/24/2017	20077	PIETERSMA, RONALD	Ag Pool Member Compensation	1012 · Bank of America Gen'l Ckg	
Bill	03/10/2017	3/10 Ag Pool Mtg		3/10/17 Ag Pool Meeting	8470 · Ag Meeting Attend -Special	125.00
TOTAL						125.00
Bill Pmt -Check	04/24/2017	20078	PITNEY BOWES CREDIT CORPORATION	3101157628	1012 · Bank of America Gen'l Ckg	
Bill	04/13/2017	3101157628		Postage meter lease	6044 · Postage Meter Lease	401.91
TOTAL						401.91
Bill Pmt -Check	04/24/2017	20079	RAUCH COMMUNICATION CONSULTANTS, LLC Apr-1702		1012 · Bank of America Gen'l Ckg	
Bill	03/31/2017	Apr-1702		AR39 - February and March 2017	6061.3 · Rauch	17,162.50
TOTAL						17,162.50
P20 Bill Pmt -Check	04/24/2017	20080	STAULA, MARY L	Retiree Medical	1012 · Bank of America Gen'l Ckg	
Bill	04/30/2017				60182.4 · Retiree Medical	22.24
TOTAL						22.24
Bill Pmt -Check	04/24/2017	20081	UNITED HEALTHCARE	0043269125	1012 · Bank of America Gen'l Ckg	
Bill	04/17/2017	0043269125		Dental Insurance Premium - May 2017	60182.2 · Dental & Vision Ins	749.75
TOTAL						749.75
Bill Pmt -Check	04/24/2017	20082	VANDEN HEUVEL, GEOFFREY	Board Member Compensation	1012 · Bank of America Gen'l Ckg	
Bill	03/02/2017	3/02 Special Ag Mtg		3/02/17 Special Ag Pool Meeting	6311 · Board Member Compensation	125.00
Bill	03/03/2017	3/03 Special Board		3/03/17 Special Board Meeting	6311 · Board Member Compensation	125.00
Bill	03/08/2017	3/08 Special Ag Pool		3/08/17 Special Ag Pool Meeting	6311 · Board Member Compensation	125.00
Bill	03/10/2017	3/10 Ag Pool Mtg		3/10/17 Ag Pool Meeting	6311 · Board Member Compensation	125.00
TOTAL						500.00
Bill Pmt -Check	04/24/2017	20083	VERIZON WIRELESS	9783301294	1012 · Bank of America Gen'l Ckg	
Bill	04/13/2017	9783301294		Acct #470810953-00001	6022 · Telephone	336.98
TOTAL						336.98
Bill Pmt -Check	04/24/2017	20084	CUCAMONGA VALLEY WATER DISTRICT		1012 · Bank of America Gen'l Ckg	
Bill	03/29/2017	3/29 Workshop		Registration-Joswiak & Truong-3/29/17 Leadership	6192 · Seminars - General	120.00
TOTAL						120.00

CHINO BASIN WATERMASTER
Cash Disbursements For The Month of
April 2017

Type	Date	Num	Name	Memo	Account	Paid Amount
Bill Pmt -Check	04/26/2017	20085	KAVOUNAS, PETER	Travel Expense Reimbursement	1012 · Bank of America Gen'l Ckg	
Bill	04/18/2017			Travel Expense Reimbursement	6191 · Conferences - General	155.05
TOTAL						<u>155.05</u>
Bill Pmt -Check	04/27/2017	ACH 042717	PUBLIC EMPLOYEES' RETIREMENT SYSTEM	Payor #3493	1012 · Bank of America Gen'l Ckg	
General Journal	04/22/2017	04/22/2017	PUBLIC EMPLOYEES' RETIREMENT SYSTEM	CalPERS R+J2etirement for 04/09/17-04/22/17	2000 · Accounts Payable	1,479.04
TOTAL						<u>1,479.04</u>
General Journal	04/30/2017	04/30/2017	Wage Works FSA Direct Debits - April 2017	Wage Works FSA Direct Debits - April 2017	1012 · Bank of America Gen'l Ckg	
				Wage Works FSA Direct Debits - April 2017	1012 · Bank of America Gen'l Ckg	638.75
				Wage Works FSA Direct Debits - April 2017	1012 · Bank of America Gen'l Ckg	638.75
				Wage Works FSA Direct Debits - April 2017	1012 · Bank of America Gen'l Ckg	81.50
TOTAL						<u>1,359.00</u>
					Total Disbursements:	<u><u>485,776.62</u></u>

P21

THIS PAGE
HAS
INTENTIONALLY
BEEN LEFT
BLANK
FOR PAGINATION



CHINO BASIN WATERMASTER

9641 San Bernardino Road, Rancho Cucamonga, Ca 91730
Tel: 909.484.3888 Fax: 909.484.3890 www.cbwm.org

PETER KAVOUNAS, P.E.
General Manager

STAFF REPORT

DATE: June 15, 2017
TO: Advisory Committee Members
SUBJECT: VISA Check Detail Report - Financial Report B2 (April 30, 2017)

SUMMARY

Issue: Record of VISA credit card payment disbursed for the month of April 30, 2017.

Recommendation: Receive and file VISA Check Detail Report for April 30, 2017 as presented.

Financial Impact: Funds disbursed were included in the FY 2016/17 "Amended" Watermaster Budget.

Future Consideration

Advisory Committee – June 15, 2017: Receive and File

Watermaster Board – June 22, 2017: Receive and File (Normal Course of Business)

ACTIONS:

Appropriative Pool – June 8, 2017: Unanimously approved

Non-Agricultural Pool – June 8, 2017: Moved unanimously to receive and file, without approval

Agricultural Pool – June 8, 2017: Unanimously approved

Advisory Committee – June 15, 2017:

Watermaster Board – June 22, 2017:

BACKGROUND

A monthly VISA Check Detail report is provided to keep all members apprised of Watermaster expenditures charged against the General Manager and Chief Financial Officer's Bank of America VISA card.

DISCUSSION

The total cash disbursements during the month of April 2017 were \$3,397.33. The payment was processed in the amount of \$3,397.33 (by check number 20067 dated April 24, 2017). The monthly charges for April 2017 of \$3,397.33 were for routine and customary expenditures and properly documented with receipts.

ATTACHMENTS

1. Financial Report - B2

CHINO BASIN WATERMASTER
VISA Check Detail Report
April 2017

P25

Type	Num	Date	Name	Memo	Account	Paid Amount
Bill Pmt -Check	04/24/2017	20067	BANK OF AMERICA	XXXX-XXXX-XXXX-9341	1012 · Bank of America Gen'l Ckg	
Bill	03/31/2017	XXXX-XXXX-XXXX-9341		UPS battery-CFO's PC	6055 · Computer Hardware	39.78
				Renewal of membership	6111 · Membership Dues	152.28
				Replace office wifi router	6055 · Computer Hardware	129.25
				Computer supplies	6055 · Computer Hardware	20.76
				Subscription to Office Manager Today	6112 · Subscriptions/Publications	90.44
				Miscellaneous office supplies	6031.7 · Other Office Supplies	31.89
				Supplies for Board Room	6031.7 · Other Office Supplies	55.15
				Registration-PK-2017 ACWA Spring Conference	6193.2 · Conference - Registration Fee	645.07
				UPS battery for field operations	6055 · Computer Hardware	34.80
				Lunch for 3/09/17 special Ag Pool mtg	8412 · Meeting Expenses	56.25
				Computer parts	6055 · Computer Hardware	19.86
				Send check to copier leasing company	6042 · Postage - General	33.68
				Replenishment of FastTrak account	6174 · Public Transportation	23.18
				Supplies for GM laptop	6055 · Computer Hardware	74.22
				Surface pro laptop, supplies for GM	6055 · Computer Hardware	1,064.99
				Miscellaneous office supplies	6031.7 · Other Office Supplies	378.19
				Supplies for 3/23 staff meeting	6141.3 · Admin Meetings	12.45
				Miscellaneous office supplies	6031.7 · Other Office Supplies	32.30
				Miscellaneous office supplies	6031.7 · Other Office Supplies	25.69
				Flight-PK-2017 ACWA Spring Conference	6173 · Airfare/Mileage	170.17
				Miscellaneous office supplies	6031.7 · Other Office Supplies	12.06
				Miscellaneous office supplies	6031.7 · Other Office Supplies	71.00
				Signs for office security	6031.7 · Other Office Supplies	13.55
				Miscellaneous office supplies	6031.7 · Other Office Supplies	11.90
				Miscellaneous office supplies	6031.7 · Other Office Supplies	16.62
				Registration for AT-audioconference	6192 · Seminars - General	181.80
				Total Disbursements:		3,397.33

THIS PAGE
HAS
INTENTIONALLY
BEEN LEFT
BLANK
FOR PAGINATION



CHINO BASIN WATERMASTER

9641 San Bernardino Road, Rancho Cucamonga, Ca 91730
Tel: 909.484.3888 Fax: 909.484.3890 www.cbwm.org

PETER KAVOUNAS, P.E.
General Manager

STAFF REPORT

DATE: June 15, 2017
TO: Advisory Committee Members
SUBJECT: Combining Schedule of Revenue, Expenses and Changes in Net Assets for the Period July 1, 2016 through April 30, 2017 - Financial Report B3 (April 30, 2017)

SUMMARY

Issue: Record of Revenue, Expenses and Changes in Net Assets for the Period July 1, 2016 through April 30, 2017.

Recommendation: Receive and file Combining Schedule of Revenue, Expenses and Changes in Net Assets for the Period July 1, 2016 through April 30, 2017 as presented.

Financial Impact: Funds disbursed were included in the FY 2016/17 "Amended" Watermaster Budget.

Future Consideration

Advisory Committee – June 15, 2017: Receive and File

Watermaster Board – June 22, 2017: Receive and File (Normal Course of Business)

ACTIONS:

Appropriative Pool – June 8, 2017: Unanimously approved

Non-Agricultural Pool – June 8, 2017: Moved unanimously to receive and file, without approval

Agricultural Pool – June 8, 2017: Unanimously approved

Advisory Committee – June 15, 2017:

Watermaster Board – June 22, 2017:

BACKGROUND

A Combining Schedule of Revenue, Expenses and Changes in Net Assets for the period July 1, 2016 through April 30, 2017 is provided to keep all members apprised of the FY 2016/17 cumulative Watermaster revenues, expenditures and changes in net assets for the period listed.

DISCUSSION

The Combining Schedule of Revenue, Expenses and Changes in Net Assets has been created from various financial reports and statements created from Intuit QuickBooks Enterprise Solutions 17.0, the Watermaster accounting system. The Combining Schedule provided balances to the supporting documentation in the Watermaster accounting system as presented.

ATTACHMENTS:

1. Financial Report - B3

CHINO BASIN WATERMASTER
 COMBINING SCHEDULE OF REVENUE, EXPENSES AND CHANGES IN NET ASSETS
 FOR THE PERIOD JULY 1, 2016 THROUGH APRIL 30, 2017

Financial Report - B3

	WATERMASTER ADMINISTRATION	OPTIMUM BASIN MANAGEMENT	POOL ADMINISTRATION & SPECIAL PROJECTS			GROUNDWATER REPLENISHMENT	LAIF VALUE ADJ.	GASB 68 BEG. NET POSITION	GRAND TOTALS	AMENDED BUDGET 2016-2017
			APPROPRIATIVE POOL	AG POOL	NON-AG POOL					
Administrative Revenues:										
Administrative Assessments			10,059,406		255,682				10,315,088	10,339,656
Interest Revenue			45,673	2,491	543				48,708	19,890
Mutual Agency Project Revenue	159,631								159,631	158,923
Miscellaneous Income									-	0
Total Revenues	159,631	-	10,105,079	2,491	256,226	-	-	-	10,523,427	10,518,469
Administrative & Project Expenditures:										
Watermaster Administration	1,314,441								1,314,441	1,361,992
Watermaster Board-Advisory Committee	152,601								152,601	202,053
Ag Pool Misc. Expense - Ag Fund				546					546	400
Pool Administration			103,236	273,932	77,965				455,134	594,293
Optimum Basin Mgmt Administration		1,422,267							1,422,267	1,752,519
OBMP Project Costs		2,605,412							2,605,412	3,811,606
Debt Service		386,803							386,803	465,200
Basin Recharge Improvements		664,667							664,667	5,060,744
Total Administrative/OBMP Expenses	1,467,042	5,079,149	103,236	273,932	77,965	-	-	-	7,001,870	13,248,806
Net Administrative/OBMP Expenses	(1,307,411)	(5,079,149)								
Allocate Net Admin Expenses To Pools	<u>1,307,411</u>		983,830	286,343	37,238				-	
Allocate Net OBMP Expenses To Pools		4,027,678	3,030,840	882,122	114,716				-	
Allocate Debt Service to App Pool		386,803	386,803						-	
Allocate Basin Recharge to App Pool		<u>664,667</u>	664,667						-	
Agricultural Expense Transfer*			1,442,397	(1,442,397)					-	
Total Expenses			6,611,774	546	229,919	-	-	-	7,001,870	13,248,806
Net Administrative Income			3,493,305	1,945	26,307	-	-	-	3,521,557	(2,730,337)
Other Income/(Expense)										
Replenishment Water Assessments						858,227			858,227	0
Desalter Replenishment Obligation						116,635			116,635	0
Non-Ag Stored Water Purchases									-	0
Exhibit "G" Non-Ag Pool Water			570,000						570,000	0
Interest Revenue						7,759			7,759	0
MWD Water Purchases									-	0
Non-Ag Stored Water Purchases									-	0
Exhibit "G" Non-Ag Pool Water			(570,000)						(570,000)	0
MWD Water Purchases									-	0
Groundwater Replenishment						(2,479,480)			(2,479,480)	0
LAIF - Fair Market Value Adjustment							-		-	0
Other Post-Employment Benefits (OPEB)									-	0
Refund-Excess Reserves			(31,189)		(3,509)				(34,698)	0
Refund-Recharge Debt			(155,824)						(155,824)	0
SB 222 Funds Used			(153,744)		(4,507)				(158,251)	0
Funding To/(From) Reserves									-	(100,000)
Net Other Income/(Expense)			(340,757)	-	(8,016)	(1,496,860)	-	-	(1,845,633)	(100,000)
Net Transfers To/(From) Reserves	1,675,924		3,152,548	1,945	18,291	(1,496,860)	-	-	1,675,924	(2,630,337)
	(0)									
Net Assets, July 1, 2016			7,493,337	483,176	79,969	2,465,056	3,308	(740,195)	9,784,651	
Net Assets, End of Period			10,645,885	485,121	98,259	968,197	3,308	(740,195)	11,460,575	11,460,575
15/16 Assessable Production			89,906,000	26,167,031	3,402,908				119,475,939	
15/16 Production Percentages			75.250%	21.902%	2.848%				100.000%	

*Fund balance transfer as agreed to in the Peace Agreement.

N:\Administration\Meetings - Agendas & Minutes\2017\Staff Letters\20170615 - B3 Combining Schedule_April 2017.xls\Jul2016-Apr2017

THIS PAGE
HAS
INTENTIONALLY
BEEN LEFT
BLANK
FOR PAGINATION



CHINO BASIN WATERMASTER

9641 San Bernardino Road, Rancho Cucamonga, Ca 91730
Tel: 909.484.3888 Fax: 909.484.3890 www.cbwm.org

PETER KAVOUNAS, P.E.
General Manager

STAFF REPORT

DATE: June 15, 2017

TO: Advisory Committee Members

SUBJECT: Treasurer's Report of Financial Affairs for the Period April 1, 2017 through April 30, 2017
- Financial Report B4 (April 30, 2017)

SUMMARY

Issue: Record of increases or decreases in the cash position, assets and liabilities of Watermaster for the Period of April 1, 2017 through April 30, 2017.

Recommendation: Receive and file Treasurer's Report of Financial Affairs for the Period April 1, 2017 through April 30, 2017 as presented.

Financial Impact: Funds disbursed were included in the FY 2016/17 "Amended" Watermaster Budget.

Future Consideration

Advisory Committee – June 15, 2017: Receive and File

Watermaster Board – June 22, 2017: Receive and File (Normal Course of Business)

ACTIONS:

Appropriative Pool – June 8, 2017: Unanimously approved

Non-Agricultural Pool – June 8, 2017: Moved unanimously to receive and file, without approval

Agricultural Pool – June 8, 2017: Unanimously approved

Advisory Committee – June 15, 2017:

Watermaster Board – June 22, 2017:

BACKGROUND

A Treasurer's Report of Financial Affairs for the Period April 1, 2017 through April 30, 2017 is provided to keep all members apprised of the total cash in banks (Bank of America, LAIF, and CalTRUST) and on hand at the Watermaster office (petty cash) at the end of the period stated. The Treasurer's Report details the change (increase or decrease) in the overall cash position of Watermaster, as well as the changes (increase or decrease) to the assets and liabilities section of the balance sheet. The report also provides a detailed listing of all deposits and/or withdrawals in the California State Treasurer's Local Agency Investment Fund (LAIF) and/or CalTRUST, the most current effective yield as of the last quarter, and the ending balance in LAIF as of the reporting date.

DISCUSSION

The Treasurer's Report of Financial Affairs has been created from various financial reports and statements created from Intuit QuickBooks Enterprise Solutions 17.0, the Watermaster accounting system. The Treasurer's Report provided, balances to the supporting documentation in the Watermaster accounting system, as well as the supporting bank statements.

ATTACHMENTS

1. Financial Report - B4

**CHINO BASIN WATERMASTER
TREASURER'S REPORT OF FINANCIAL AFFAIRS FOR THE PERIOD
APRIL 1, 2017 THROUGH APRIL 30, 2017**

Financial Report - B4

DEPOSITORIES:

Cash on Hand - Petty Cash			\$	500
Bank of America				
Governmental Checking-Demand Deposits	\$	82,017		
Zero Balance Account - Payroll	\$	-		82,017
Local Agency Investment Fund - Sacramento				13,634,651
TOTAL CASH IN BANKS AND ON HAND		4/30/2017		\$ 13,717,168
TOTAL CASH IN BANKS AND ON HAND		3/31/2017		14,152,230
PERIOD INCREASE (DECREASE)			\$	(435,062)

CHANGE IN CASH POSITION DUE TO:

Decrease/(Increase) in Assets: Accounts Receivable			\$	26,509
Assessments Receivable				22,646
Prepaid Expenses, Deposits & Other Current Assets				1,339
(Decrease)/Increase in Liabilities: Accounts Payable				(8,541)
Accrued Payroll, Payroll Taxes & Other Current Liabilities				2,506
Long Term Liabilities				3,487
Transfer to/(from) Reserves				(483,007)
PERIOD INCREASE (DECREASE)			\$	(435,062)

P33

SUMMARY OF FINANCIAL TRANSACTIONS:

	Petty Cash	Govt'l Checking Demand	Zero Balance Account Payroll	Local Agency Investment Funds	Totals
Balances as of 3/31/2017	\$ 500	\$ 545,148	\$ -	\$ 13,606,582	\$ 14,152,230
Deposits	-	22,646	-	28,069	50,715
Transfers	-	(81,759)	(65,749)	-	(147,508)
Withdrawals/Checks	-	(404,017)	65,749	-	(338,268)
Balances as of 4/30/2017	\$ 500	\$ 82,017	\$ -	\$ 13,634,651	\$ 13,717,168
PERIOD INCREASE OR (DECREASE)	\$ -	\$ (463,131)	\$ -	\$ 28,069	\$ (435,062)

**CHINO BASIN WATERMASTER
TREASURER'S REPORT OF FINANCIAL AFFAIRS FOR THE PERIOD
APRIL 1, 2017 THROUGH APRIL 30, 2017**

INVESTMENT TRANSACTIONS

Effective Date	Transaction	Depository	Activity	Redeemed	Days to Maturity	Interest Rate(*)	Maturity Yield
TOTAL INVESTMENT TRANSACTIONS			<u>\$</u>	<u>-</u>	<u>-</u>		

* The earnings rate for L.A.I.F. is a daily variable rate; 0.78% was the effective yield rate at the Quarter ended March 31, 2017.

**INVESTMENT STATUS
April 30, 2017**

<u>Financial Institution</u>	<u>Principal Amount</u>	<u>Number of Days</u>	<u>Interest Rate</u>	<u>Maturity Date</u>
Local Agency Investment Fund	<u>\$ 13,634,651</u>			
TOTAL INVESTMENTS	<u><u>\$ 13,634,651</u></u>			

Funds on hand are sufficient to meet all foreseen and planned Administrative and project expenditures during the next six months.

All investment transactions have been executed in accordance with the criteria stated in Chino Basin Watermaster's Investment Policy.

Respectfully submitted,



Joseph S. Joswiak
Chief Financial Officer
Chino Basin Watermaster

P34



CHINO BASIN WATERMASTER

9641 San Bernardino Road, Rancho Cucamonga, Ca 91730
Tel: 909.484.3888 Fax: 909.484.3890 www.cbwm.org

PETER KAVOUNAS, P.E.
General Manager

STAFF REPORT

DATE: June 15, 2017
TO: Advisory Committee Members
SUBJECT: Budget vs. Actual Report for the Period July 1, 2016 through April 30, 2017 -
Financial Report B5 (April 30, 2017)

SUMMARY

Issue: Record of revenues and expenses of Watermaster for the Period of July 1, 2016 through April 30, 2017.

Recommendation: Receive and file Budget vs. Actual Report for the Period July 1, 2016 through April 30, 2017 as presented.

Financial Impact: Funds disbursed were included in the FY 2016/17 "Amended" Watermaster Budget.

Future Consideration

Advisory Committee – June 15, 2017: Receive and File

Watermaster Board – June 22, 2017: Receive and File (Normal Course of Business)

ACTIONS:

Appropriative Pool – June 8, 2017: Unanimously approved

Non-Agricultural Pool – June 8, 2017: Moved unanimously to receive and file, without approval

Agricultural Pool – June 8, 2017: Unanimously approved

Advisory Committee – June 15, 2017:

Watermaster Board – June 22, 2017:

BACKGROUND

A Budget vs. Actual Report for the period July 1, 2016 through April 30, 2017 is provided to keep all members apprised of the total revenues and expenses for the current fiscal year. The expense section is categorized into four distinct sections. Those sections are: General and Administrative Expenses; Optimum Basin Management Program Expenses; Project Expenses; and Other Income/Expenses. The Budget vs. Actual report has been created from Intuit QuickBooks Enterprise Solutions 17.0, the Watermaster accounting system. The Budget vs. Actual report provided, balances to the supporting documentation in the Watermaster accounting system, as well as the supporting bank statements.

DISCUSSION

CURRENT MONTH – APRIL 2017

Year-To-Date (YTD) for the ten months ending April 30, 2017, all but three categories were at or below the projected budget. The categories over budget were as follows: (1) Contract Services expenses (6060's) which were over budget by \$25,305 or 81.8% as a result of a new category of expenses which were unbudgeted and not projected/anticipated during the development of the FY 2016/17 budget and increased expenses with the production of the 38th and 39th Annual Reports. The unbudgeted expenses were the Court Filing Services which were required as of September 2016 when the court moved from Rancho Cucamonga to San Bernardino; (2) Watermaster Legal Services expenses (6070's) which were over budget by \$18,610 or 7.5% as a result of the Personnel Matters regarding the CalPERS Administrative Hearing for Mr. Alvarez and increased miscellaneous legal expenses; and (3) Ag Legal & Technical Services expenses (8467's) which were over budget by \$50,494 or 29.6% as a result of ongoing Safe Yield Redetermination and Reset efforts, Storage Agreements, and other legal activities by the Pool's attorney.

The Watermaster budget for FY 2016/17 is divided into 12-monthly amounts and allocated accordingly for almost all budget line items. As the fiscal year progresses, these categories might level out over time and be within the budget levels. If not, then Watermaster staff will recommend a Budget Transfer Form or Budget Amendment Form for approval prior to the June 30, 2017 financial closing.

A Budget Transfer Form T-17-05-01 in the amount of \$94,500 is being presented for approval during the June 2017 meetings. The Budget Transfer Form T-17-05-01 is a zero-based document, which means the reductions and additions within the general ledger accounts are equal. The general ledger account that was increased by an additional \$65,000 was the Agricultural Pool Legal Services expenses (account 8467), while the offsetting decrease in budget of \$65,000 was for the Agricultural Pool Special Project Fund (account 8471). The remaining increase budget adjustment of \$29,500 was in the area of Contract Services (6060's) with the decrease in budget of \$29,500 coming from numerous Administrative expense categories. Overall, the Approved "Amended" Budget for FY 2016/17 of \$13,248,806.45 (which includes the additional "Carry Over" funding of \$2,630,337.45) was NOT increased. For more information on Budget Transfer Form T-17-05-01, please see Business Item II.A.

Budget Amendment Form A-17-05-01 in the amount of \$100,000 is being presented for approval during the June 2017 meetings. The amount of \$100,000 is proposed to increase the Agricultural Pool Legal Services budget from \$270,000 to \$370,000 as a result of the ongoing additional costs related to the Safe Yield Redetermination and Reset efforts, along with other Agricultural Pool related legal activities. The additional funding of \$100,000 would come from the Administrative Reserve Fund which currently has an available balance of \$118,878. The Administrative Reserve Fund for FY 2016/17 was originally established with the amount of \$193,878 and reduced by \$75,000 when Budget Amendment Form A-17-04-01 was approved by the Watermaster Board on May 25, 2017. At the close of the fiscal year-end on June 30, 2017, any unused portion/remaining funds of the Budget Amendment A-17-05-01 could be reallocated to other Administrative budget areas, used to help fund the FY 2017/18 Administrative Reserve Fund, or refunded as excess cash to the Appropriative and Non-Agricultural Pools in November 2017 when the Assessment Package is approved. For more information on Budget Amendment Form A-17-05-01, please see Business Item II.B.

Overall, the Watermaster (YTD) Actual Expenses were \$5,235,444 or 42.8% below the (YTD) Budgeted Expenses of \$12,237,314.

PREVIOUSLY REPORTED ACTIONS (Descending Order)

March 2017:

A Budget Amendment Form (A-17-04-01) in the amount of \$100,000 is being presented for approval during the May 2017 meetings. The amount of \$100,000 is proposed to increase the Brownstein Hyatt Farber Schreck budget from \$871,426 to \$971,426 as a result of the unanticipated costs resulting from the Alvarez CalPERS Hearing and the ongoing additional costs related to the Safe Yield Redetermination and Reset efforts. Please be reminded that during the FY 2016/17 budget workshop discussions, the recommendation was to reduce the overall BHFS legal budget by \$109,689 to the current budgeted amount of \$871,426. Please see Budget Amendment Form (A-17-04-01) in the Business Item section of the packet for more information.

August 2016:

The Amended Budget for FY 2016/17 is \$13,123,806.45 which includes \$2,630,337.45 for the prior years "Carry Over" funding. The Original Approved budget for FY 2016/17 of \$10,493,469 was approved by the Watermaster Board on May 26, 2016 ($\$10,493,469 + \$2,630,337.45 = \$13,123,806.45$).

July 2016:

During the month of July 2016, the "Carry Over" funding was calculated. The Total "Carry Over" funding amount of \$2,630,337.45 has been posted to the general ledger accounts. The total amount of \$2,630,337.45 consisted of \$2,264,522.96 from Capital Improvement Projects, \$326,577 from Engineering Services, \$29,285.99 from Chino Hills ASR, and \$9,951.50 from the Administrative section for the ongoing completion of the 37th Annual Report for Fiscal Year 2013/14 and the 38th Annual Report for Fiscal Year 2014/15. More detailed information is provided regarding this issue under the "Carry Over" Funding section.

SALARIES EXPENSE

CURRENT MONTH – APRIL 2017

As of April 30, 2017, the total (YTD) Watermaster salary expenses were \$72,428 or 5.2% below the (YTD) budgeted amount of \$1,397,229. The overall staffing budget was developed with a staffing level of ten Full-Time Equivalents (FTE's), and staffing is currently at nine Full-Time Equivalents (FTE's). The position of Water Resources Associate remains vacant and could be recruited for in the future as the work demands increase.

Watermaster utilizes an in-house database time and attendance system to track and record staff's actual hours worked and records those hours to a specific project or activity. This time and attendance database of captured staff hours and activities is the basis for the bi-weekly payrolls which are processed using an external payroll processing service. Watermaster staff can record time to a large number of activities but the five most used categories are as follows (1) General Administrative activities; (2) Paid Leaves of vacation, sick or holiday; (3) Pools, Advisory or Board Meeting attendance; (4) OBMP activities; and (5) OBMP Implementation Program Elements 1 through 9 activities.

When the FY 2016/17 budget was developed, basic assumptions were used in allocating how staff's time would be spent and on which of the projects or activities. The staffing dollars were then allocated into those specific areas and budgeted on a 1/12 monthly budget. When actual staffing activities vary from the budgeted assumptions, a positive or negative variance can be created. Currently, the allocations are tracking within budget.

The table summarizes the Year-To-Date (YTD) Actual Watermaster salary costs compared to the Year-To-Date (YTD) Budget as of April 30, 2017. Please be advised that the "\$ Over Budget" and the "% of Budget" columns are a comparison of the (YTD) Actual to the (YTD) Budget, not the 12-month Annual

Budget. The 12-month Annual Budget column is presented only to provide the data in a full and complete format. The following details are provided:

	Jul '16 - Apr '17 Actual	Jul '16 - Apr '17 Budget	\$ Over Budget	% of Budget	FY 2016/17 Annual Budget
WM Salary Expense					
6011 · WM Staff Salaries	776,986.09	762,921.00	14,065.09	101.84%	918,331.00
6011.1 · WM Staff Salaries - Overtime	13,462.58	0.00	13,462.58	100.0%	0.00
6011.4 · 457(f) NQDC Plan	20,793.17	17,334.00	3,459.17	119.96%	20,800.00
6015 · Miscellaneous Payments	60,188.76	0.00	60,188.76	100.0%	0.00
6017 · Temporary Services	0.00	17,500.00	-17,500.00	0.0%	21,000.00
6201 · Advisory Committee - WM Staff Salaries	15,931.80	19,207.00	-3,275.20	82.95%	23,119.00
6301 · Watermaster Board - WM Staff Salaries	26,213.72	29,535.00	-3,321.28	88.76%	35,551.00
8301 · Appropriative Pool - WM Staff Salaries	35,638.18	26,555.00	9,083.18	134.21%	31,965.00
8401 · Agricultural Pool - WM Staff Salaries	16,623.11	23,366.00	-6,742.89	71.14%	28,126.00
8501 · Non-Agricultural Pool - WM Staff Salaries	13,774.03	15,122.00	-1,347.97	91.09%	18,202.00
6901 · OBMP - WM Staff Salaries	49,165.53	41,556.00	7,609.53	118.31%	50,114.00
7101.1 · Production Monitor - WM Staff Salaries	45,774.47	67,055.00	-21,280.53	68.26%	80,622.00
7102.1 · In-line Meter - WM Staff Salaries	764.23	7,801.00	-7,036.77	9.8%	9,389.00
7103.1 · Grdwater Quality - WM Staff Salaries	29,456.69	72,807.00	-43,350.31	40.46%	87,527.00
7104.1 · Grdwater Level - WM Staff Salaries	48,454.82	30,737.00	17,717.82	157.64%	36,999.00
7108.1 · Hydraulic Control - WM Staff Salaries	411.68	2,621.00	-2,209.32	15.71%	3,155.00
7108.11 · Prado Basin - WM Staff Salaries	3,013.56	4,932.00	-1,918.44	61.1%	5,936.00
7201 · Comp Recharge - WM Staff Salaries	54,421.74	48,535.00	5,886.74	112.13%	58,533.00
7301 · PE3&5 - WM Staff Salaries	275.83	12,870.00	-12,594.17	2.14%	15,492.00
7401 · PE4 - WM Staff Salaries	0.00	7,830.00	-7,830.00	0.0%	9,425.00
7501.1 · PE 6&7 - WM Staff Salaries (Plume)	0.00	4,132.00	-4,132.00	0.0%	4,974.00
7501 · PE6&7 - WM Staff Salaries	157.20	3,737.00	-3,579.80	4.21%	4,498.00
7601 · PE8&9 - WM Staff Salaries	7,167.65	38,290.00	-31,122.35	18.72%	46,090.00
Subtotal WM Staff Costs	1,218,674.84	1,254,443.00	-35,768.16	97.15%	1,509,848.00
60185 · Vacation	41,451.22	57,593.00	-16,141.78	71.97%	69,111.00
60186 · Sick Leave	19,162.77	40,568.00	-21,405.23	47.24%	48,682.00
60187 · Holidays	45,512.33	44,625.00	887.33	101.99%	48,682.00
Subtotal WM Paid Leaves	106,126.32	142,786.00	-36,659.68	74.33%	166,475.00
Total WM Salary Costs	1,324,801.16	1,397,229.00	-72,427.84	94.82%	1,676,323.00

PREVIOUSLY REPORTED ACTIONS (Descending Order)

November 2016:

The Sr. Environmental Engineer started his career with Watermaster on Tuesday, November 8, 2016. For more background information on the current Watermaster staff, please see the profile material provided on the Watermaster website: http://www.cbwm.org/org_staff.htm

September 2016:

The ongoing search for the new Water Resources Professional continued with the understanding that Watermaster is a small organization, and very important to ensure that the new team member not only have the right skills and abilities to succeed, but also critical to ensure the employee has the right personality, cultural fit, and understands the unique challenges of working within a small organization. Watermaster conducted three interviews for the Water Resources Professional during October 11, 2016 and October 20, 2016. The General Manager has issued an offer letter and the offer letter has been accepted by one of the candidates. The offer is contingent upon clearing a criminal and civil background investigation, educational verification, verification of employment eligibility in the United States, as well as successfully passing a pre-employment physical examination and drug screening. These verifications are currently ongoing and expected to be completed by October 31, 2016. The new employee is scheduled to start with Watermaster on Tuesday, November 8, 2016.

With the new hire, the staffing level will increase from eight to nine FTE's. As mentioned above, the Watermaster FY 2016/17 staffing budget was developed and approved with ten FTE's.

August 2016:

Watermaster is currently in the process of filling one vacant position. Watermaster started the recruitment process for the Water Resources Professional position on March 16, 2016. After several candidates completed the interview process during the month of May, it was determined that a new recruitment process should begin. An updated recruitment advertisement was submitted to Brown & Caldwell and Water District Jobs on June 27, 2016. A group of new candidates were selected and scheduled for interviews between August 22, 2016 and September 1, 2016. Because Watermaster is a small organization, it is very important to ensure that the new team member not only has the right skills and abilities to succeed, it is also critical to ensure the employee has the right personality, cultural fit, and understands the challenges of working within a small organization. While some of the candidates had the experience and qualifications for the job description, the culture and personality fit was not a good match for Watermaster. As a result, the recruitment advertisement was resubmitted to Brown & Caldwell and Water District Jobs on September 19, 2016. Watermaster is reviewing all resumes as they are received for consideration. It is anticipated that the recruitment process could take an additional 45-60 days to complete the selection process, background verification, and hire the Water Resources professional.

July 2016:

Watermaster is currently in the process of filling one vacant position. Watermaster started the recruitment process for the Water Resources Professional position on March 16, 2016. After several candidates completed the interview process during the month of May, it was determined that a new recruitment process should begin. An updated recruitment advertisement was submitted to Brown & Caldwell and Water District Jobs on June 27, 2016. A group of new candidates have been selected and scheduled for interviews between August 22, 2016 and September 1, 2016. It is anticipated that the recruitment process could take an additional 30-45 days to complete the selection process, background verification, and hire the Water Resources professional.

LEGAL SERVICES

BROWNSTEIN HYATT FARBER SCHRECK EXPENSES

CURRENT MONTH – APRIL 2017

As of April 30, 2017, the total (YTD) Watermaster Legal Services expenses (consolidating the three categories of Watermaster Administrative Legal Services, Pool/Advisory/Board Meeting legal expenses, and OBMP legal expenses) were \$24,153 or 2.9% above the (YTD) budgeted amount of \$831,150.

A Budget Amendment Form A-17-04-01 in the amount of \$100,000 was approved by the Watermaster Board on May 25, 2017. The amount of \$100,000 was to increase the Brownstein Hyatt Farber Schreck budget from \$871,426 to \$971,426 as a result of the unanticipated costs resulting from the Alvarez CalPERS Hearing and the ongoing additional costs related to the Safe Yield Redetermination and Reset efforts. Please be reminded that during the FY 2016/17 budget workshop discussions, the recommendation was to reduce the overall BHFS legal budget by \$109,689 to the former budgeted amount of \$871,426.

The Watermaster Legal Services budget was developed jointly by the Watermaster staff and Brownstein Hyatt Farber Schreck staff with specific assumptions regarding the tasks and legal activities that would occur during FY 2016/17. The total legal services budget was developed by multiplying the number of hours that would be required to complete the specific tasks by the hourly rate. The "Approved" budget amount was adopted for the amount of \$871,426.

WATERMASTER ADMINISTRATIVE LEGAL SERVICES:

Overall, the Watermaster Administrative Legal Services expense (6070's) as of April 30, 2017, was \$18,574 or 7.5% above the budgeted amount of \$248,093. The specific items within the Administrative Legal Services expenses (6070's) which were under budget were the expenses for Court Coordination (6071) under budget by \$23,837 or 69.8%; Rules and Regulations (6072) under budget by \$17,633 or 70.3%; Personnel Matters (6073) under budget by \$10,332 or 9.4%; Interagency Issues (6074) under budget by \$25,500 or 100.0%; and Party Status Maintenance (6077) under budget by \$23,916 or 100.0%.

The specific items within the Administrative Legal Services expenses (6070's) which were over budget were the Miscellaneous Category expenses (6078) over budget by \$119,792 or 406.7%.

Personnel Matters: As reported during the previous monthly meetings, Watermaster's legal counsel filed an appeal with CalPERS regarding CalPERS original determination (from February 2013) which rejected the base salary of the former CEO, Desi Alvarez, with regards to his retirement pension benefit. There have been several filings of appeal and we are awaiting CalPERS determination. On December 9, 2013 CalPERS notified the attorneys of record that the CalPERS Legal Office received the case on November 22, 2013 and we would be notified when the case has been assigned to an attorney who will represent CalPERS regarding the appeal. On February 27, 2014 the case was assigned to Wesley E. Kennedy, Senior Staff Attorney for CalPERS. On July 17, 2014 a document request from CalPERS was received by Watermaster related to the pending case. On August 22, 2014 the specific documents were provided to CalPERS. On September 9, 2014 Watermaster received the Notice of Hearing from CalPERS and the hearing has been scheduled for March 11-13, 2015 at the Glendale CalPERS Regional office. On October 1, 2014 Watermaster received from CalPERS a discovery request for Case No. 2013-1113. On December 31, 2014 Brownstein Hyatt Farber Schreck provided the information to Mr. Kennedy of CalPERS as requested on October 1, 2014. On January 16, 2015 a Prehearing conference along with a Settlement conference was conducted in Los Angeles. On March 2, 2015 a Motion to Continue was granted and the new Administrative Hearing (OAH Case No. 2014080757) was scheduled for November 16-18, 2015 at the Glendale CalPERS Regional Office. On September 28, 2015 the attorney for Mr. Alvarez (Mr. Jensen), at the suggestion of Mr. Kennedy, requested a short continuance of the OAH hearing because CalPERS has scheduled a full Board hearing on the claims of one of Mr. Jensen's clients for January 14, 2016 which is right in the middle of the three-day hearing scheduled for Mr. Alvarez's case. On October 9, 2015, an Order Granting Continuance; Notice of New Hearing Dates was provided by the State of California, Department of General Services, Office of Administrative Hearings. The administrative hearing was rescheduled for January 4-6, 2016 at the Glendale CalPERS Regional Office. On October 14, 2015 a Notice of Case Reassignment was received from the CalPERS providing notice that OAH Case No. 2014080757 has been reassigned from attorney Wesley Kennedy to Preet Kaur, Staff Attorney. On November 20, 2015, a Request for Continuance was issued from CalPERS to reschedule the hearing to either the period of April 4 through April 6, 2016 or April 11 through April 15, 2016. On December 11, 2015, an Order Granting Continuance; Notice of New Hearing Dates was issued from the State of California, Department of General Services, Office of Administrative Hearings to reschedule the hearing to April 11-13, 2016. The Administrative Hearing was held on April 11-13, 2016 at the Glendale CalPERS Regional Office. A ruling was scheduled for issuance by the Administrative Judge in July 2016. On June 9, 2016 a request by the CalPERS attorney to extend the deadlines for filing the opening and response briefs was submitted to the Administrative Law Judge. On June 13, 2016 the request was granted and the order now states the opening briefs shall be filed and served no later than July 11, 2016. The response briefs were filed and served no later than August 8, 2016. On September 7, 2016 the Administrative Law Judge issued his proposed decision. The proposed decision by Judge Sawyer was as follows:

1. Concluded that Mr. Alvarez's Watermaster salary did not meet the requirements of a "publicly available pay schedule"
2. Concluded that Mr. Alvarez was employed and should receive service credit for his full year at Watermaster

On November 16, 2016, the CalPERS Board of Administration decided not to adopt the Administrative Law Judge's proposed decision in the Alvarez matter and instead set the matter for a Board hearing. This was pursuant to the recommendation of Board counsel, and there was no discussion as to the rationale nor any comments from Board members. For context, however, this was the only proposed ALJ decision out of the 30 on the Board's agenda that was set for hearing rather than adopted as proposed.

The Board considered 1) whether Mr. Alvarez's salary was pursuant to a "publicly available pay schedule," 2) whether a portion of Mr. Alvarez's salary constituted severance pay, and 3) whether that severance pay was "PERSible."

The hearing was scheduled for the Board of Administration's regular meeting on December 21, 2016 at 9:00 a.m. Pursuant to CalPERS rules, the respondents were collectively allowed a 10-minute oral argument and 5-minute rebuttal, and Watermaster and Alvarez would need to share this time. Counsel had an opportunity to submit a brief written argument along the lines of what was previously submitted for the last Board of Administration meeting. This document was due Friday, December 9, 2016.

During the Board of Administration meeting on December 21, 2016 the CalPERS Board ruled 1) Mr. Alvarez's salary was not pursuant to a "publicly available pay schedule," 2) a portion of Mr. Alvarez's salary did constitute severance pay, and 3) that severance pay was not "PERSible."

Mr. Alvarez had until February 16, 2017 to decide whether or not to file a writ petition appealing the CALPERS' decision. No writ was filed.

WATERMASTER POOLS, ADVISORY AND BOARD LEGAL SERVICES:

The Pools, Advisory Committee and the Board meeting legal expenses from BHFS are captured by month within the accounts (6275, 6375, 6375.1, 8375, 8475 and 8575). The legal service costs associated with the Board Workshop(s) are also included as part of this group. Overall, this category of legal expenses as of April 30, 2017 was \$26,225 or 16.5% below the budgeted amount of \$158,493. Normal Brownstein Hyatt Farber Schreck meeting attendance during any given month includes attendance at all three pool meetings, one Advisory Committee meeting and one Board meeting. The Watermaster parties agreed that during the month of December 2016, the three Pools, the Advisory Committee and the Watermaster Board meetings would not be held, adding additional cost savings to this category.

OBMP LEGAL SERVICES:

The OBMP legal expenses (accounts 6907.31 through 6907.90) were above the budget for the month. As of April 30, 2017 the category of OBMP legal expenses were \$31,804 or 7.5% above the budgeted amount of \$424,564. The majority of expenses within this OBMP category were under budget (YTD), however, the Santa Ana River Habitat legal expenses (6907.36) were over budget by \$20,663 or 100.0%; the Storage Agreement legal expenses (6907.40) were over budget by \$9,151 or 10.2%; the Prado Basin Habitat Sustainability legal expenses (6907.41) were over budget by \$4,732 or 39.6%; and the Safe Yield Redetermination and Reset legal expenses (6907.42) were over budget by \$153,951 or 194.7%.

The table listed below summarizes the Brownstein Hyatt Farber Schreck (BHFS) expenses as of April 30, 2017 compared to the Year-To-Date (YTD) budget. Please be advised that the "\$ Over Budget" and the "% of Budget" columns are a comparison of the (YTD) Actual to the (YTD) Budget, not the 12-month Annual Budget. The 12-month Annual Budget column is presented only to provide the data in a full and complete format. The following details are provided:

	Jul '16 - Apr '17 Actual	Jul '16 - Apr '17 Budget	\$ Over Budget	% of Budget	FY 2016/17 Annual Budget
6070 · Watermaster Legal Services					
6071 · BHFS Legal - Court Coordination	10,287.79	34,125.00	-23,837.21	30.15%	40,950.00
6072 · BHFS Legal - Rules & Regulations	7,461.21	25,094.00	-17,632.79	29.73%	30,113.00
6073 · BHFS Legal - Personnel Matters	99,668.26	110,000.00	-10,331.74	90.61%	110,000.00
6074 · BHFS Legal - Interagency Issues	0.00	25,500.00	-25,500.00	0.0%	30,600.00
6076 · BHFS Legal - Storage Issues	0.00	0.00	0.00	0.0%	0.00
6077 · BHFS Legal - Party Status Maintenance	0.00	23,916.00	-23,916.00	0.0%	28,700.00
6078 · BHFS Legal - Miscellaneous (Note 1)	149,250.08	29,458.00	119,792.08	506.65%	35,350.00
Total 6070 · Watermaster Legal Services	266,667.34	248,093.00	18,574.34	107.49%	275,713.00
6275 · BHFS Legal - Advisory Committee	11,743.81	15,300.00	-3,556.19	76.76%	18,700.00
6375 · BHFS Legal - Board Meeting	50,140.66	63,180.00	-13,039.34	79.36%	77,220.00
6375.1 · BHFS Legal - Board Workshop(s)	23,108.76	11,163.00	11,945.76	207.01%	11,163.00
8375 · BHFS Legal - Appropriative Pool	16,185.37	22,950.00	-6,764.63	70.52%	28,050.00
8475 · BHFS Legal - Agricultural Pool	16,061.14	22,950.00	-6,888.86	69.98%	28,050.00
8575 · BHFS Legal - Non-Ag Pool	15,028.40	22,950.00	-7,921.60	65.48%	28,050.00
Total BHFS Legal Services	132,268.14	158,493.00	-26,224.86	83.45%	191,233.00
6907.3 · WM Legal Counsel					
6907.31 · Archibald South Plume	0.00	20,416.00	-20,416.00	0.0%	24,500.00
6907.32 · Chino Airport Plume	0.00	20,416.00	-20,416.00	0.0%	24,500.00
6907.33 · Desalter/Hydraulic Control	0.00	23,916.00	-23,916.00	0.0%	28,700.00
6907.34 · Santa Ana River Water Rights	10,284.60	21,084.00	-10,799.40	48.78%	25,300.00
6907.36 · Santa Ana River Habitat	20,662.60	0.00	20,662.60	100.0%	0.00
6907.38 · Reg. Water Quality Cntrl Board	1,415.25	11,958.00	-10,542.75	11.84%	14,350.00
6907.39 · Recharge Master Plan	27,407.70	47,000.00	-19,592.30	58.31%	56,400.00
6907.40 · Storage Agreements	99,300.80	90,150.00	9,150.80	110.15%	108,180.00
6907.41 · Prado Basin Habitat Sustainability	16,689.95	11,958.00	4,731.95	139.57%	14,350.00
6907.42 · Safe Yield Recalculation	236,116.77	82,166.00	153,950.77	287.37%	93,600.00
6907.44 · SGMA Compliance	44,490.00	70,916.00	-26,426.00	62.74%	85,100.00
6907.90 · WM Legal Counsel - Unanticipated	0.00	24,584.00	-24,584.00	0.0%	29,500.00
Total 6907 · WM Legal Counsel	456,367.67	424,564.00	31,803.67	107.49%	504,480.00
Total Brownstein, Hyatt, Farber, Schreck Costs	855,303.15	831,150.00	24,153.15	102.91%	971,426.00

Note 1: The types of legal activities that have been charged against the "Miscellaneous" legal category account 6078 are as follows: (1) Correspondence and discussions with Watermaster staff regarding current issues/topics; (2) Correspondence with Watermaster staff regarding special projects (assessment package, replenishment obligations, annual report, audit report, business plan, etc.); (3) Brownstein's status review of ongoing Watermaster projects and issues; (4) Brownstein's update of the outstanding issues list; (5) Coordination of ongoing Watermaster projects; (6) Review of draft documents; (7) Review transfer documents; (8) Ground-Level Monitoring Committee reports/meetings; (9) Review process and criteria for SGMA reporting; (10) Review current California issued drought regulations; (11) Review and comment on Waters of the United States rule making; (12) Review and draft documents for basin boundary regulations; (13) September 13, 2016 Workshop on Watermaster committees and Board roles; (14) Chino Basin water bank discussions; and (15) Miscellaneous legal research on current and pending issues.

OBMP ENGINEERING SERVICES AND LEGAL COSTS

CURRENT MONTH – APRIL 2017

Reviewing in total the OBMP Engineering Services and Legal Costs (consolidating the four categories of OBMP Watermaster Staff and SAWPA, OBMP Engineering Services, OBMP Legal Costs, and OBMP Other Expenses) for the ten months ending April 30, 2017, the actual expenses of \$1,391,846 were below the budgeted amount of \$1,405,754 by \$13,908 or 1.0%. For a detailed discussion, the following is provided.

For April 30, 2017, the accounts 6901-6903 (Optimum Basin Mgmt Program) section was above the Year-To-Date (YTD) budget by \$12,525 or 22.8%. Watermaster utilizes an in-house database time and attendance system to record and document staff's actual hours worked and also allocates those hours to a specific project or activity. Watermaster staff time could be charged to Administrative, OBMP, or Implementation Project categories. Recently, Watermaster staff spent more time on specific OBMP

related areas and less time on other related tasks. As a result, Watermaster staff allocated more actual time to the OBMP project as budgeted, which resulted in an over budget variance of \$7,610 or 18.3%. The remaining expense was the Santa Ana Watershed Project Authority (SAWPA) FY 2016/17 Basin Monitoring Program Task Force Contribution which was budgeted at \$13,500 but actual expenses were billed at \$18,415 which was above the budget by \$4,915 or 36.4% as of April 30, 2017.

For April 30, 2017, the accounts 6906 (Optimum Basin Mgmt Program Engineering Services) section was below the Year-To-Date (YTD) budget by \$52,519 or 5.7%. For FY 2016/17, the OBMP-Safe Yield Redetermination and Reset expenses (6906.73) did not have a budget amount authorized and for the month of March, there were no expenses charged to the OBMP-Safe Yield Redetermination and Reset account. The majority of expenses within this OBMP category were under budget (YTD), however, the accounts which were over budget were as follows: the OBMP-Watermaster Model Update expenses (6906.1) which were over budget by \$137,399 or 93.4%; the SGMA Reporting Requirement expenses (6906.23) which were over budget by \$708 or 3.0%; the OBMP-Pool, Advisory, Board Meeting Engineering Services expenses (6906.31) which were over budget by \$7,701 or 9.6%; the OBMP-Other General Meetings Engineering Services expenses (6906.32) which were over budget by \$46,466 or 154.7%; the OBMP-Data Requests-CBWM Staff Engineering Services expenses (6906.71) which were over budget by \$82,423 or 108.5%; the OBMP-Data Requests-Non Watermaster Staff expenses (6906.72) which were over budget by \$4,851 or 18.6%; the Preparation of the 38th/39th Annual Reports which were over budget by \$16,815 or 33.8%; and the OBMP Engineering Services-Other expenses (6906) which were over budget by \$4,187 or 17.6%.

Within the category 6907 (Optimum Basin Mgmt Program Legal Fees) are the remaining Brownstein Hyatt Farber Schreck (BHFS) Watermaster's legal expenses. Within the legal expense category, some individual line item activities were above the budget by \$188,496 while some other line item activities were below the budget by \$156,692. Above the budget line items were the Santa Ana River Habitat expenses of \$20,662; the Storage Agreement expenses of \$9,151; Prado Basin Habitat Sustainability expenses of \$4,732; and the Safe Yield Redetermination and Reset expenses of \$153,951. The individual legal projects/activities that were below budget for the Year-To-Date (YTD) period were the Archibald South Plume of \$20,416; the Chino Airport Plume of \$20,416; the Desalter/Hydraulic Control of \$23,916; the Santa Ana River Water Rights expenses of \$10,799; the Regional Water Quality Control Board of \$10,543; the Recharge Master Plan of \$19,592; the SGMA Compliance of \$26,426; and the WM Unanticipated legal expenses of \$24,584. For the ten months ended April 30, 2017, the overall cumulative (YTD) budget was \$424,564 and the actual (BHFS) legal expenses totaled \$456,368 which resulted in an over budget variance of \$31,804 or 7.5%.

The OBMP Other Expenses (6909's) were below the budget for the month. These expenses are typically conference calls, meeting expenses, supplies, annual inspection fees, and other miscellaneous type expenses. As of April 30, 2017 this category of expenses was \$5,717 or 49.4% below the budgeted amount of \$11,584.

The WEI Support for IEUA expenses are categorized within the category (6910's). The individual general ledger accounts are as follows: IRP Groundwater Modeling-WEI expenses (6910.10); As Needed Support for Obtaining Grant Funding of RMPU Projects expenses (6910.11); Preparation of a Compliance Demonstration for Stormwater Recharge expenses (6910.12); Ground Water Velocity Field for the San Sevaime Improvement Project expenses (6910.13); Truing-Up the 2013 RMPU Estimates expenses (6910.14); and RMPU-MPI Analysis expenses (6910.20). These expenses are billed directly to IEUA on the following month once the payment has been issued to Wildermuth Environmental, Inc. per the agreement. As of April 30, 2017 this category of expenses was fully invoiced in the amount of \$190,392 to IEUA.

Overall, the Optimum Basin Management Program (OBMP) category was \$1,391,846 compared to a (YTD) budget of \$1,405,754 for an over budget of \$13,908 or 1.0% as of April 30, 2017.

The table listed below summarizes the Optimum Basin Management Program (OBMP) expenses as of April 30, 2017 compared to the Year-To-Date (YTD) budget. Please be advised that the "\$ Over Budget"

and the “% of Budget” columns are a comparison of the (YTD) Actual to the (YTD) Budget, not the 12-month Annual Budget. The 12-month Annual Budget column is presented only to provide the data in a full and complete format. The following details are provided:

	Jul '16 - Apr '17 Actual	Jul '16 - Apr '17 Budget	\$ Over Budget	% of Budget	FY 2016/17 Annual Budget
6900 · Optimum Basin Mgmt Plan					
6901 · WM Staff Salaries	49,165.53	41,556.00	7,609.53	118.31%	50,114.00
6903 · OBMP SAWPA Group	18,415.00	13,500.00	4,915.00	136.41%	13,500.00
Total 6901-6903 · OBMP WM Staff/SAWPA	67,580.53	55,056.00	12,524.53	122.75%	63,614.00
6906 · OBMP Engineering Services					
6906.1 · OBMP - Watermaster Model Update	284,449.00	147,050.00	137,399.00	193.44%	176,460.00
6906.21 · State of the Basin Report	43,047.94	83,334.00	-40,286.06	51.66%	100,000.00
6906.22 · Water Rights Compliance Reporting	10,599.60	21,090.00	-10,490.40	50.26%	25,308.00
6906.23 · SGMA Reporting Requirements	24,073.69	23,366.00	707.69	103.03%	28,040.00
6906.24 · Compliance - SB88 and SWRCB	37,783.86	62,500.00	-24,716.14	60.45%	75,000.00
6906.25 · Initial Assessment - Section 4.5-SYRA	0.00	178,116.00	-178,116.00	0.0%	213,740.00
6906.31 · OBMP - Pool, Advisory, Board Mtgs.	87,795.62	80,095.00	7,700.62	109.61%	96,114.00
6906.32 · OBMP - Other General Meetings	76,502.95	30,037.00	46,465.95	254.7%	36,045.00
6906.71 · OBMP - Data Requests - CBWM Staff	158,387.06	75,964.00	82,423.06	208.5%	91,156.00
6906.72 · OBMP - Data Requests - Non CBWM	30,974.65	26,124.00	4,850.65	118.57%	31,348.00
6906.73 · OBMP - Safe Yield Recalculation	0.00	0.00	0.00	0.0%	0.00
6906.74 · OBMP - Mat'l Phy. Injury Requests	13,874.55	58,334.00	-44,459.45	23.79%	70,000.00
6906.75 · OBMP - Recharge Master Plan	0.00	0.00	0.00	0.0%	0.00
6906.81 · Prepare 38th/39th Annual Reports	66,555.18	49,740.00	16,815.18	133.81%	59,688.00
6906.82 · Support for Assessment Package	0.00	55,000.00	-55,000.00	0.0%	66,000.00
6906 · OBMP Engineering Services - Other	27,986.80	23,800.00	4,186.80	117.59%	28,560.00
Total 6906 · OBMP Engineering Services	862,030.90	914,550.00	-52,519.10	94.26%	1,097,459.00
6907 · OBMP Legal Fees					
6907.3 · WM Legal Counsel					
6907.31 · Archibald South Plume	0.00	20,416.00	-20,416.00	0.0%	24,500.00
6907.32 · Chino Airport Plume	0.00	20,416.00	-20,416.00	0.0%	24,500.00
6907.33 · Desalter/Hydraulic Control	0.00	23,916.00	-23,916.00	0.0%	28,700.00
6907.34 · Santa Ana River Water Rights	10,284.60	21,084.00	-10,799.40	48.78%	25,300.00
6907.36 · Santa Ana River Habitat	20,662.60	0.00	20,662.60	100.0%	0.00
6907.38 · Reg. Water Quality Cntrl Board	1,415.25	11,958.00	-10,542.75	11.84%	14,350.00
6907.39 · Recharge Master Plan	27,407.70	47,000.00	-19,592.30	58.31%	56,400.00
6907.40 · Storage Agreements	99,300.80	90,150.00	9,150.80	110.15%	108,180.00
6907.41 · Prado Basin Habitat Sustainability	16,689.95	11,958.00	4,731.95	139.57%	14,350.00
6907.42 · Safe Yield Recalculation	236,116.77	82,166.00	153,950.77	287.37%	68,600.00
6907.44 · SGMA Compliance	44,490.00	70,916.00	-26,426.00	62.74%	85,100.00
6907.90 · WM Legal Counsel - Unanticipated	0.00	24,584.00	-24,584.00	0.0%	29,500.00
Total 6907 · WM Legal Counsel	456,367.67	424,564.00	31,803.67	107.49%	479,480.00
Total 6907 · OBMP Legal Fees	456,367.67	424,564.00	31,803.67	107.49%	479,480.00
6909 · OBMP Other Expenses					
6909.1 · OBMP Meetings	2,100.28	1,250.00	850.28	168.02%	1,500.00
6909.3 · Other OBMP Expenses	1,697.00	2,000.00	-303.00	84.85%	2,000.00
6909.6 · OBMP Expenses - Miscellaneous	2,070.00	8,334.00	-6,264.00	24.84%	10,000.00
Total 6909 · OBMP Other Expenses	5,867.28	11,584.00	-5,716.72	50.65%	13,500.00
6910 · WEI Support for IEUA					
6910.10 · IRP Groundwater Modeling - WEI	0.00	0.00	0.00	0.0%	0.00
6910.11 · WEI Support-Grant Funding-RMPU	5,002.23	0.00	5,002.23	100.0%	0.00
6910.12 · WEI Support-Stormwater Recharge	0.00	0.00	0.00	0.0%	0.00
6910.13 · IEUA-San Sevaine Improvement Project	792.00	0.00	792.00	100.0%	0.00
6910.14 · Truing-Up 2013 RMPU Estimates	85,058.70	0.00	85,058.70	100.0%	0.00
6910.20 · RMPU-MPI Analysis	99,539.03	0.00	99,539.03	100.0%	0.00
6910.50 · WEI Support for IEUA-Billings	-190,391.96	0.00	-190,391.96	100.0%	0.00
Total 6910 · WEI Support for IEUA	0.00	0.00	0.00	0.0%	0.00
Total 6900 · Optimum Basin Mgmt Plan	1,391,846.38	1,405,754.00	-13,907.62	99.01%	1,654,053.00

ENGINEERING SERVICES - OBMP IMPLEMENTATION PROJECTS COSTS
WILDERMUTH ENVIRONMENTAL, INC.

CURRENT MONTH – APRIL 2017

As of April 30, 2017, the total (YTD) Engineering Services expenses were \$459,806 or 17.6% below the (YTD) budget amount of \$2,610,071. The OBMP Implementation Projects (consolidated accounts 7100's – 7700's) were all under budget as of April 30, 2017.

Wildermuth Environmental, Inc. provides Watermaster an Estimated Cost at Completion (ECAC) report each quarter. The purpose of this ECAC report is to update Watermaster on whether or not the Engineering Services budget will be above or below budget at the end of the fiscal year. If the Engineering Services budget is expected to be above budget at fiscal year-end, a Budget Amendment or Budget Transfer Form would need to be approved to ensure funding. The last ECAC report as of March 31, 2017 showed a possible under budget variance of approximately \$146,630 at fiscal year-end as of June 30, 2017.

The fourth ECAC report is scheduled to be issued in mid-August 2017 for the period July 2016 through June 2017.

Watermaster does not plan to present any Budget Transfers or Budget Amendments at this time.

The table listed below summarized the Year-To-Date (YTD) Actual Wildermuth Environmental, Inc., (WEI) and other Engineering costs compared to the Year-To-Date (YTD) Budget as of April 30, 2017. Please be advised that the "\$ Over Budget" and the "% of Budget" columns are a comparison of the (YTD) Actual to the (YTD) Budget, not the 12-month Annual Budget. The 12-month Annual Budget column is presented only to provide the data in a full and complete format. The following details are provided:

	Jul '16 - Apr '17	Jul '16 - Apr '17	\$ Over Budget	% of Budget	FY 2016/17
	Actual	Budget			Annual Budget
6906 · OBMP Engineering Services - Other	27,986.80	23,800.00	4,186.80	117.59%	28,560.00
6906.1 · OBMP - Watermaster Model Update	284,449.00	147,050.00	137,399.00	193.44%	176,460.00
6906.21 · State of the Basin Report	43,047.94	83,334.00	-40,286.06	51.66%	100,000.00
6906.22 · Water Rights Compliance Reporting	10,599.60	21,090.00	-10,490.40	50.26%	25,308.00
6906.23 · SGMA Reporting Requirements	24,073.69	23,366.00	707.69	103.03%	28,040.00
6906.24 · Compliance - SB88 and SWRCB	37,783.86	62,500.00	-24,716.14	60.45%	75,000.00
6906.25 · Initial Assessment - Section 4.5-SYRA	0.00	178,116.00	-178,116.00	0.0%	213,740.00
6906.31 · OBMP - Pool, Advisory, Board Mtgs.	87,795.62	80,095.00	7,700.62	109.61%	96,114.00
6906.32 · OBMP - Other General Meetings	76,502.95	30,037.00	46,465.95	254.7%	36,045.00
6906.71 · OBMP - Data Requests - CBWM Staff	158,387.06	75,984.00	82,423.06	208.5%	91,156.00
6906.72 · OBMP - Data Requests - Non CBWM	30,974.65	26,124.00	4,850.65	118.57%	31,348.00
6906.74 · OBMP - Mat'l Physical Injury Requests	13,874.55	58,334.00	-44,459.45	23.79%	70,000.00
6906.81 · Prepare 38th/39th Annual Reports	66,555.18	49,740.00	16,815.18	133.81%	59,688.00
6906.82 · Support for Assessment Package	0.00	55,000.00	-55,000.00	0.0%	66,000.00
7103.3 · Grdwtr Qual-Engineering	93,013.07	107,963.00	-14,949.93	86.15%	129,555.00
7103.5 · Grdwtr Qual-Lab Svcs	44,992.06	39,205.00	5,787.06	114.76%	39,205.00
7104.3 · Grdwtr Level-Engineering	120,523.35	160,555.00	-40,031.65	75.07%	192,667.00
7104.8 · Grdwtr Level-Contracted Services	0.00	8,334.00	-8,334.00	0.0%	10,000.00
7104.9 · Grdwtr Level-Capital Equipment	5,448.71	5,834.00	-385.29	93.4%	7,000.00
7107.2 · Grd Level-Engineering	34,795.16	43,784.00	-8,988.84	79.47%	52,540.00
7107.3 · Grd Level-SAR Imagery	85,000.00	63,750.00	21,250.00	133.33%	85,000.00
7107.6 · Grd Level-Contract Svcs	35,292.75	83,497.00	-48,204.25	42.27%	100,197.00
7107.8 · Grd Level-Capital Equipment	0.00	2,916.00	-2,916.00	0.0%	3,500.00
7108.3 · Hydraulic Control-Engineering	35,848.22	48,006.00	-12,157.78	74.67%	57,607.00
7108.31 · Hydraulic Control-PBHSP	384,699.86	242,792.00	141,907.86	158.45%	288,936.00
7108.32 · Hydraulic Control-Adaptive Mgmt Plan	0.00	50,000.00	-50,000.00	0.0%	50,000.00
7108.4 · Hydraulic Control-Lab Svcs	6,496.00	20,901.00	-14,405.00	31.08%	25,081.00
7108.41 · Hydraulic Control-PBHSP	31,620.00	41,014.00	-9,394.00	77.1%	49,216.00
7108.6 · Hydraulic Control-Outside Professionals	0.00	54,166.00	-54,166.00	0.0%	65,000.00
7109.3 · Recharge & Well - Engineering	8,608.10	19,432.00	-10,823.90	0.0%	23,318.00
7202.2 · Comp Recharge-Engineering Services	77,160.96	134,180.00	-57,019.04	57.51%	161,016.00
7303 · PE3&5-Engineering - Other	0.00	7,900.00	-7,900.00	0.0%	9,480.00
7402 · PE4-Engineering	98,880.28	74,676.00	24,204.28	132.41%	88,212.00
7402.10 · PE4-MZ1 Pomona Project	201,984.99	344,670.00	-142,685.01	58.6%	362,104.00
7403 · PE4-Contract Svcs	0.00	50,000.00	-50,000.00	0.0%	60,000.00
7502 · PE6&7-Engineering	12,805.90	36,200.00	-23,394.10	35.38%	43,440.00
7602 · PE8&9-Engineering	11,064.69	55,746.00	-44,681.31	19.85%	66,896.00
Total Engineering Services Costs	2,150,265.00	2,610,071.00	-459,806.00	82.38%	3,067,429.00 *

* Wildermuth and Subcontractor Engineering Budget of \$2,740,852 plus Carryover Funds from FY 2015/16 of \$326,577 = \$3,067,429
Carryover Funds from FY 2015/16 of \$326,577 = \$12,072 (7108.31); \$50,000 (7108.32); \$7,000 (7402); and \$257,505 (7402.10)

PREVIOUSLY REPORTED ACTIONS (Descending Order)

March 2017:

The third ECAC report for the current fiscal year has been provided for the period ending March 31, 2017 and shows a projected under budget at fiscal year-end June 30, 2017 of \$366,630. Be advised that approximately \$220,000 of the under budget amount of \$366,630 will be reduced once IEUA completes the final invoicing for Watermaster's portion of the PBHSP. The majority of the budget underage is projected in the categories of expenses in OBMP Engineering (6906's); Hydraulic Control-Engineering Services-PBHSP (7108.31); Comprehensive Recharge-Engineering Services (7202.2); and OBMP-Engineering Services-Storage (7602). There are also some activities that are projected to be over budget at fiscal year-end. To see the complete July 1, 2016 through March 31, 2017 ECAC report, click on the following link:

<http://www.cbwm.org/FTP/ECAC%20Reports/2016-17%203rd%20Quarter%20Review%20and%20ECAC-010117%20to%20033117.pdf>

Attachment 1a
Chino Basin Watermaster: Invoice Projections for Engineering Tasks for Fiscal Year 2016/17
As of March 31, 2017

Acct #	Description	Original Budget	Revised Budget	Billed Jul-16	Billed Aug-16	Billed Sep-16	Billed Oct-16	Billed Nov-16	Billed Dec-16	Billed Jan-17
6906	OBMP Engineering	\$ 820,999	\$ 820,999	\$ 76,132	\$ 80,675	\$ 56,609	\$ 65,834	\$ 34,589	\$ 32,474	\$ 54,808
6906.1	OBMP - Watermaster Model Applications	176,460	176,460	2,359	23,757	10,948	26,993	27,727	31,932	60,907
6906.21	State of the Basin Report	100,000	100,000	-	-	-	-	8,185	7,918	6,503
6910.11	IEUA - As-Need Support for Obtaining Grant Funding of RMPU Projects	-	-	2,980	2,022	-	-	-	-	-
6910.13	IEUA - GW Velocity Field - San Savaine Basin Improvement Project	-	-	644	149	-	-	-	-	-
6910.14	IEUA - Truing-Up 2013 RMPU Recharge Estimates	-	-	-	48,210	17,017	15,520	4,312	-	-
6910.15	IEUA - WLAM Update - 2013 RMPU Facilities	-	-	-	-	-	-	-	-	-
6910.20	IEUA - MPI Analysis for RMPU	-	-	-	2,192	34,432	24,156	21,250	17,509	-
7103.3	GW Quality - Engineering Services	129,555	129,555	16,738	14,493	14,423	3,217	5,558	8,416	6,831
7103.5	GW Quality - Laboratory Services	39,205	39,205	1,346	10,623	6,968	948	3,380	5,697	-
7104.3	GW Level - Engineering Services	192,667	192,667	6,768	23,979	10,746	7,503	16,170	8,484	12,922
7104.8	GW Level - Contract Services	10,000	10,000	-	-	-	-	-	-	-
7104.9	GW Level - Capital Services	7,000	7,000	-	1,232	474	1,787	455	122	-
7107.2	Ground Level - Engineering Services	84,492	84,492	4,591	2,880	1,440	4,289	2,625	3,334	4,088
7107.3	Ground Level - SAR Imagery	85,000	85,000	-	-	-	12,000	-	-	17,000
7107.6	Ground Level - Contract Services	68,245	68,245	-	-	-	-	-	-	10,868
7107.8	Ground Level - Capital Equipment	3,500	3,500	-	-	-	-	229	-	-
7108.3	HCMP - Engineering Services	57,607	57,607	2,952	7,996	1,668	2,459	-	-	2,223
7108.4	HCMP - Lab Services	25,081	25,081	2,032	13,408	-	2,432	-	-	2,032
7108.31	HCMP - Eng. Serv. - PBHSP	276,864	288,936	-	30,350	20,176	25,000	5,153	6,351	38,263
7108.32	HCMP - Adaptive Management Plan	-	50,000	-	6,981	6,966	4,429	5,633	19,081	10,690
7108.41	HCMP - Lab. Serv. - PBHSP	49,216	49,216	-	-	11,304	-	-	11,304	-
7108.6	HCMP - Eng. Serv. - PBHSP - Outside Pro	65,000	65,000	-	-	40,000	-	-	-	128
7109.3	Recharge & Well Monitoring - Engineering Serv.	23,318	23,318	-	2,171	-	-	2,080	-	-
7202.2	Comp Recharge - Engineering Services	161,016	161,016	17,889	7,199	3,298	10,324	6,356	760	10,490
7303	OBMP - Engineering Services - Desalters	9,480	9,480	-	-	-	-	-	-	-
7402	OBMP - Engineering Services - MZ1	111,212	118,212	10,405	14,026	21,782	1,739	510	2,021	6,199
7402.1	OBMP - Engineering Services - Northwest MZ1	104,699	362,104	11,553	27,005	24,485	53,179	23,497	11,433	13,437
7403	OBMP - Contract Services - MZ1	30,000	30,000	500	-	-	-	-	-	-
7502	OBMP - Engineering Services - WGC	43,440	43,440	1,405	-	1,274	4,298	1,170	601	469
7602	OBMP - Engineering Services - Storage	66,896	66,896	-	1,579	5,374	1,518	-	-	253
7625	IEUA - Storage Program - Addendum to OBMP P	-	-	-	-	-	-	-	-	1,937
Totals		\$ 2,740,852	\$ 3,067,429	\$ 159,413	\$ 320,927	\$ 209,387	\$ 267,504	\$ 166,979	\$ 167,436	\$ 260,048

5/4/2017-11:31 AM
2016-17CBWM_Invoice_Summary_ISBM_20170410-Projection Summary



Attachment 1a
Chino Basin Watermaster: Invoice Projections for Engineering Tasks for Fiscal Year 2016/17
As of March 31, 2017

Acct #	Description	Billed Feb-17	Billed Mar-17	Projected Apr-17	Projected May-17	Projected Jun-17	Total Projected	Less IEUA Portion of Cost Share			
								Total Projected	Under / (Over) Rev. Budget	VTD % Billed Rev. Budget	Projected % Rev. Budget
6906	OBMP Engineering	\$ 41,588	\$ 52,498	\$ 42,167	\$ 33,571	\$ 28,071	\$ 599,017	\$ 599,017	\$ 221,882	60%	73%
6906.1	OBMP - Watermaster Model Applications	52,349	47,477	-	-	-	284,449	284,449	(107,989)	161%	161%
6906.21	State of the Basin Report	880	387	25,200	50,000	50,000	149,073	149,073	(49,073)	24%	149%
6910.11	IEUA - As-Need Support for Obtaining Grant Funding of RMPU Projects	-	-	-	-	-	5,002	2,501	(2,501)	n/a	n/a
6910.13	IEUA - GW Velocity Field - San Savaine Basin Improvement Project	-	-	-	-	-	792	396	(396)	n/a	n/a
6910.14	IEUA - Truing-Up 2013 RMPU Recharge Estimates	-	-	-	-	-	85,059	42,530	(42,530)	n/a	n/a
6910.15	IEUA - WLAM Update - 2013 RMPU Facilities	-	-	-	18,500	-	18,500	9,250	(9,250)	n/a	n/a
6910.2	IEUA - MPI Analysis for RMPU	-	-	-	-	-	99,539	49,770	(49,770)	n/a	n/a
7103.3	GW Quality - Engineering Services	7,019	9,635	6,700	6,450	14,600	114,079	114,079	15,476	67%	88%
7103.5	GW Quality - Laboratory Services	-	-	900	-	-	29,762	29,762	9,443	74%	76%
7104.3	GW Level - Engineering Services	10,487	6,981	15,885	17,485	18,185	159,399	159,399	33,268	56%	83%
7104.8	GW Level - Contract Services	-	-	-	-	-	-	-	10,000	0%	0%
7104.9	GW Level - Capital Services	527	-	-	6,000	-	10,576	10,576	(3,576)	65%	151%
7107.2	Ground Level - Engineering Services	5,856	4,951	6,096	5,671	24,044	69,765	69,765	14,727	40%	83%
7107.3	Ground Level - SAR Imagery	-	56,000	-	-	-	85,000	85,000	-	100%	100%
7107.6	Ground Level - Contract Services	-	24,425	17,500	12,500	23,596	88,889	88,889	(20,644)	52%	130%
7107.8	Ground Level - Capital Equipment	-	-	200	200	200	829	829	2,671	7%	24%
7108.3	HCMP - Engineering Services	1,805	12,035	5,555	850	-	37,843	37,843	19,964	52%	65%
7108.4	HCMP - Lab Services	-	-	2,032	-	-	21,936	21,936	3,145	79%	87%
7108.31	HCMP - Eng. Serv. - PBHSP	48,027	68,132	44,255	22,800	14,650	323,158	157,161	131,775	84%	54%
7108.32	HCMP - Adaptive Management Plan	282	-	-	-	-	54,262	54,262	(4,262)	109%	109%
7108.41	HCMP - Lab. Serv. - PBHSP	-	11,524	-	-	11,524	45,555	45,555	3,560	69%	93%
7108.6	HCMP - Eng. Serv. - PBHSP - Outside Pro	4,296	-	-	-	-	44,424	44,424	20,577	68%	68%
7109.3	Recharge & Well Monitoring - Engineering Serv.	1,721	-	3,000	3,000	3,000	14,873	14,873	8,345	25%	64%
7202.2	Comp Recharge - Engineering Services	11,379	5,810	6,000	8,500	6,000	94,004	94,004	67,012	46%	58%
7303	OBMP - Engineering Services - Desalters	-	-	790	790	790	2,370	2,370	7,110	0%	25%
7402	OBMP - Engineering Services - MZ1	10,571	16,605	16,876	17,058	16,772	136,564	136,564	(18,352)	73%	116%
7402.1	OBMP - Engineering Services - Northwest MZ1	11,819	12,385	23,400	24,400	111,271	347,862	347,862	14,242	52%	96%
7403	OBMP - Contract Services - MZ1	-	-	-	-	-	500	500	29,500	2%	2%
7502	OBMP - Engineering Services - WGC	-	1,768	2,500	4,000	6,000	23,504	23,504	19,936	25%	54%
7602	OBMP - Engineering Services - Storage	-	2,340	2,340	-	-	13,405	13,405	53,491	17%	20%
7625	IEUA - Storage Program - Addendum to OBMP P	19,805	759	-	-	-	22,501	11,250	(11,250)	n/a	n/a
Totals		\$ 228,411	\$ 337,714	\$ 222,197	\$ 231,776	\$ 326,703	\$ 2,982,493	\$ 2,700,799	\$ 366,630	72%	97%

Note: Billed includes MAH Laboratory invoices paid directly by Watermaster.

5/4/2017-11:31 AM
2016-17CBWM_Invoice_Summary_ISBM_20170410-Projection Summary



The fourth ECAC report is scheduled to be issued in mid-August 2017 for the period July 2016 through June 2017.

December 2016:

The second ECAC report for the current fiscal year has been provided for the period ending December 31, 2016 and shows a projected under budget at fiscal year-end June 30, 2017 of \$180,130. The majority of the budget underage is projected in OBMP Engineering (6906's) and OBMP-Engineering Services-MZ1 (7402). There are also some activities that are projected to be over budget at fiscal year-end. To see the complete July 1, 2016 through December 31, 2016 ECAC report, click on the following link:

<http://www.cbwm.org/FTP/ECAC%20Reports/2016-17%202nd%20Quarter%20Review%20and%20ECAC-070116%20to%20123116.pdf>

Attachment 1a
Chino Basin Watermaster: Invoice Projections for Engineering Tasks for Fiscal Year 2016/17
As of December 31, 2016

Acct #	Description	Original Budget	Revised Budget	Billed Jul-16	Billed Aug-16	Billed Sep-16	Billed Oct-16	Billed Nov-16	Billed Dec-16	Projected Jan-17
6906	OBMP Engineering	\$ 820,999	\$ 820,999	\$ 76,132	\$ 80,675	\$ 56,609	\$ 65,834	\$ 34,569	\$ 32,474	\$ 60,371
6906.1	OBMP - Watermaster Model Applications	176,460	176,460	2,359	23,757	10,948	26,993	27,727	31,932	30,000
6906.21	State of the Basin Report	100,000	100,000	-	-	-	-	8,185	7,918	9,000
6910.11	IEUA - As-Need Support for Obtaining Grant Funding of RMPU Projects	-	-	2,980	2,022	-	-	-	-	500
6910.13	IEUA - GW Velocity Field - San Savaine Basin Improvement Project	-	-	644	149	-	-	-	-	-
6910.14	IEUA - Truing-Up 2013 RMPU Recharge Estimates	-	-	-	48,210	17,017	15,520	4,312	-	-
6910.20	IEUA - MPI Analysis for RMPU	-	-	-	2,192	34,432	24,156	21,250	17,509	-
7103.3	GW Quality - Engineering Services	129,555	129,555	16,738	14,493	14,423	3,217	5,558	8,416	4,700
7103.5	GW Quality - Laboratory Services	39,205	39,205	1,346	10,623	6,968	948	3,380	5,697	-
7104.3	GW Level - Engineering Services	192,667	192,667	8,788	23,979	10,748	7,503	16,170	8,464	18,085
7104.8	GW Level - Contract Services	10,000	10,000	-	-	-	-	-	-	-
7104.9	GW Level - Capital Services	7,000	7,000	-	1,232	474	1,767	455	122	-
7107.2	Ground Level - Engineering Services	84,492	84,492	4,591	2,880	1,440	4,289	2,525	3,334	11,893
7107.3	Ground Level - SAR Imagery	85,000	85,000	-	-	-	12,000	-	-	17,000
7107.6	Ground Level - Contract Services	68,245	68,245	-	-	-	-	-	-	43,077
7107.8	Ground Level - Capital Equipment	3,500	3,500	-	-	-	-	229	-	-
7108.3	HCMP - Engineering Services	57,607	57,607	2,052	7,996	1,668	2,459	-	-	3,584
7108.4	HCMP - Lab Services	25,081	25,081	2,032	13,408	-	2,432	-	-	2,032
7108.31	HCMP - Eng. Serv. - PBHSP	276,864	288,936	-	30,350	20,176	25,000	5,153	6,351	59,300
7108.32	HCMP - Adaptive Management Plan	-	50,000	-	6,961	6,966	4,429	5,833	19,081	5,550
7108.41	HCMP - Lab. Serv. - PBHSP	49,216	49,216	-	-	11,304	-	-	11,304	-
7108.6	HCMP - Eng. Serv. - PBHSP - Outside Pro	65,000	65,000	-	-	40,000	-	-	-	8,000
7109.3	Recharge & Well Monitoring - Engineering Serv.	23,318	23,318	-	2,171	-	-	2,080	-	-
7202.2	Comp Recharge - Engineering Services	161,016	161,016	17,889	7,199	3,298	10,324	6,356	760	10,368
7303	OBMP - Engineering Services - Desalters	9,480	9,480	-	-	-	-	-	-	-
7402	OBMP - Engineering Services - MZ1	111,212	118,212	10,405	14,026	21,762	1,739	510	2,021	11,000
7402.1	OBMP - Engineering Services - Northwest MZ1	104,599	362,104	11,553	27,005	24,465	53,179	23,497	11,433	36,250
7403	OBMP - Contract Services - MZ1	30,000	30,000	500	-	-	-	-	-	-
7502	OBMP - Engineering Services - WQC	43,440	43,440	1,405	-	1,274	4,298	1,170	601	2,000
7602	OBMP - Engineering Services - Storage	66,896	66,896	-	1,579	5,374	1,518	-	-	30,000
Totals		\$ 2,740,852	\$ 3,067,429	\$ 159,413	\$ 320,927	\$ 289,387	\$ 267,504	\$ 168,979	\$ 167,436	\$ 362,690

Attachment 1a
Chino Basin Watermaster: Invoice Projections for Engineering Tasks for Fiscal Year 2016/17
As of December 31, 2016

Acct #	Description	Projected Feb-17	Projected Mar-17	Projected Apr-17	Projected May-17	Projected Jun-17	Total Projected	Less IEUA Portion of Cost Share			
								Total Projected	Under / (Over) Rev. Budget	YTD % Billed Rev. Budget	Projected % Rev. Budget
6906	OBMP Engineering	\$ 61,071	\$ 49,171	\$ 38,904	\$ 30,471	\$ 27,971	\$ 614,273	\$ 614,273	\$ 206,726	42%	75%
6906.1	OBMP - Watermaster Model Applications	20,000	-	-	-	-	173,716	173,716	2,744	70%	98%
6906.21	State of the Basin Report	20,000	25,000	30,000	25,000	24,230	149,333	149,333	(49,333)	16%	149%
6910.11	IEUA - As-Need Support for Obtaining Grant Funding of RMPU Projects	-	-	-	-	-	5,502	2,751	(2,751)	n/a	n/a
6910.13	IEUA - GW Velocity Field - San Savelino Basin Improvement Project	-	-	-	-	-	792	396	(396)	n/a	n/a
6910.14	IEUA - Truing-Up 2013 RMPU Recharge Estimates	-	-	-	-	-	85,059	42,530	(42,530)	n/a	n/a
6910.2	IEUA - MPI Analysis for RMPU	-	-	-	-	-	89,539	49,770	(49,770)	n/a	n/a
7103.3	GW Quality - Engineering Services	15,850	14,000	5,000	-	14,000	116,394	116,394	13,161	49%	90%
7103.5	GW Quality - Laboratory Services	826	-	-	-	-	29,688	29,688	9,517	74%	76%
7104.3	GW Level - Engineering Services	16,653	11,903	17,603	17,103	13,698	170,920	170,920	21,747	39%	89%
7104.6	GW Level - Contract Services	-	-	-	10,000	-	10,000	10,000	-	0%	100%
7104.9	GW Level - Capital Services	-	-	-	-	3,500	7,549	7,549	(549)	58%	108%
7107.2	Ground Level - Engineering Services	4,666	16,235	6,993	1,466	23,466	83,779	83,779	713	23%	99%
7107.3	Ground Level - SAR Imagery	-	56,000	-	-	-	85,000	85,000	-	14%	100%
7107.6	Ground Level - Contract Services	21,572	-	1,700	300	1,596	68,245	68,245	0	0%	100%
7107.8	Ground Level - Capital Equipment	-	-	1,000	-	-	1,229	1,229	2,271	7%	35%
7108.3	HCMP - Engineering Services	12,330	18,100	10,815	830	-	59,814	59,814	(2,207)	25%	104%
7108.4	HCMP - Lab Services	-	-	2,032	-	-	21,936	21,936	3,145	71%	87%
7108.31	HCMP - Eng. Serv. - PBHSP	45,100	35,400	23,200	15,100	18,527	283,658	283,658	5,278	30%	98%
7108.32	HCMP - Adaptive Management Plan	-	-	-	-	-	48,839	48,839	1,161	87%	98%
7108.41	HCMP - Lab. Serv. - PBHSP	-	12,304	-	-	12,304	47,216	47,216	2,000	46%	96%
7108.6	HCMP - Eng. Serv. - PBHSP - Outside Pro	-	-	-	-	-	48,000	48,000	17,000	62%	74%
7109.3	Recharge & Well Monitoring - Engineering Serv.	3,000	-	-	9,000	3,000	19,252	19,252	4,067	18%	83%
7202.2	Comp Recharge - Engineering Services	17,555	15,055	15,055	17,555	15,055	136,470	136,470	24,546	28%	65%
7303	OBMP - Engineering Services - Desalters	1,000	1,000	1,000	1,000	1,000	5,000	5,000	4,480	0%	53%
7402	OBMP - Engineering Services - MZ1	18,600	23,000	7,750	12,558	19,100	142,490	142,490	(24,278)	43%	121%
7402.1	OBMP - Engineering Services - Northwest MZ1	28,731	26,750	65,390	17,000	17,591	342,863	342,863	19,241	42%	95%
7403	OBMP - Contract Services - MZ1	18,371	-	10,000	-	-	28,871	28,871	1,128	2%	96%
7502	OBMP - Engineering Services - WQC	3,620	3,620	-	3,620	3,620	28,848	28,848	14,592	20%	66%
7602	OBMP - Engineering Services - Storage	30,000	-	-	-	-	68,471	68,471	(1,575)	13%	102%
Totals		\$ 339,145	\$ 307,539	\$ 240,063	\$ 161,003	\$ 196,659	\$ 2,982,745	\$ 2,987,299	\$ 180,130	46%	97%

Note: Billed includes MWH Laboratory invoices paid directly by Watermaster.

1/26/2017 - 9:23 AM
2016-17CB/W/M_Invoice_Summary_ISBM_20170105-Projection Summary



Watermaster does not plan to present any Budget Transfers or Budget Amendments at this time.

The third ECAC report is scheduled to be issued in mid-May 2017 for the period July 2016 through March 2017.

November 2016:

The first ECAC report for the current fiscal year has been provided for the period ending September 30, 2016 and shows a projected over budget at fiscal year-end June 30, 2017 of \$35,859. The majority of the budget overage is projected in OBMP Engineering (6906's) and OBMP-Engineering Services-MZ1 (7402). There are also some activities that are projected to be under budget at fiscal year-end. To see the complete July 1, 2016 through September 30, 2016 ECAC report, click on the following link:

<http://www.cbwm.org/FTP/ECAC%20Reports/2016-17%201st%20Quarter%20Review%20and%20ECAC-070116%20to%20093016.pdf>

Watermaster does not plan to present any Budget Transfers or Budget Amendments at this time.

The second ECAC report is scheduled to be issued in mid-February 2017 for the period July 2016 through December 2016.

October 2016:

Wildermuth Environmental, Inc. provides Watermaster an Estimated Cost at Completion (ECAC) report each quarter. The purpose of this ECAC report is to update Watermaster on whether or not the Engineering Services budget will be above or below budget at the end of the fiscal year. If the Engineering Services budget is expected to be above budget at fiscal year-end, a Budget Amendment or Budget Transfer Form would need to be approved to ensure funding.

The first ECAC report for the current fiscal year has been provided for the period ending September 30, 2016 and shows a projected over budget at fiscal year-end June 30, 2017 of \$35,859. The majority of the budget overage is projected in OBMP Engineering (6906's) and OBMP-Engineering Services-MZ1 (7402). There are also some activities that are projected to be under budget at fiscal year-end. Watermaster does not plan to present any Budget Transfers or Budget Amendments at this time.

The second ECAC report is scheduled to be issued in mid-February 2017 for the period July 2016 through December 2016.

Attachment 1a
Chino Basin Watermaster: Invoice Projections for Engineering Tasks for Fiscal Year 2016/17
As of September 30, 2016

Acct #	Description	Original Budget	Revised Budget	Billed Jul-16	Billed Aug-16	Billed Sep-16	Projected Oct-16	Projected Nov-16	Projected Dec-16	Projected Jan-17
6906	OBMP Engineering	\$ 820,999	\$ 820,999	\$ 79,112	\$ 84,890	\$ 91,041	\$ 89,694	\$ 75,571	\$ 43,233	\$ 66,071
6906.1	OBMP - Watermaster Model Applications	176,460	176,460	2,359	23,757	10,948	27,000	14,050	14,050	14,050
6906.21	State of the Basin Report	100,000	100,000	-	-	-	-	12,000	8,000	20,000
7103.3	GW Quality - Engineering Services	129,555	129,555	16,738	14,493	14,423	2,871	4,350	9,500	10,803
7103.5	GW Quality - Laboratory Services	39,205	39,205	1,346	10,623	6,968	848	7,500	8,500	3,420
7104.3	GW Level - Engineering Services	192,667	192,667	8,768	23,979	10,748	7,555	19,185	16,385	18,785
7104.8	GW Level - Contract Services	10,000	10,000	-	-	-	-	-	-	-
7104.9	GW Level - Capital Services	7,000	7,000	-	1,232	474	1,800	5	-	-
7107.2	Ground Level - Engineering Services	84,492	84,492	4,591	2,880	1,440	4,180	2,500	10,700	13,293
7107.3	Ground Level - SAR Imagery	85,000	85,000	-	-	-	12,000	-	-	17,000
7107.6	Ground Level - Contract Services	68,245	68,245	-	-	-	-	202	15,300	30,300
7107.8	Ground Level - Capital Equipment	3,500	3,500	-	-	-	-	-	2,000	-
7108.3	HCMP - Engineering Services	57,607	57,607	2,052	7,996	1,668	2,459	200	100	3,874
7108.4	HCMP - Lab Services	25,081	25,081	2,032	13,408	-	2,432	-	-	2,032
7108.31	HCMP - Eng. Serv. - PBHSP	276,864	288,936	-	30,350	20,176	24,700	23,550	45,056	41,755
7108.32	HCMP - Adaptive Management Plan	-	50,000	-	6,961	6,966	4,500	18,650	14,956	-
7108.41	HCMP - Lab. Serv. - PBHSP	49,216	49,216	-	-	11,304	-	-	12,304	-
7108.6	HCMP - Eng. Serv. - PBHSP - Outside Pro	65,000	65,000	-	-	40,000	-	6,600	-	-
7109.3	Recharge & Well Monitoring - Engineering Serv.	23,318	23,318	-	2,171	-	-	2,700	-	-
7202.2	Comp Recharge - Engineering Services	161,016	161,016	17,889	7,199	3,298	9,898	12,208	12,208	16,114
7303	OBMP - Engineering Services - Desalters	9,480	9,480	-	-	-	250	1,150	1,150	1,150
7402	OBMP - Engineering Services - MZ1	111,212	118,212	10,405	14,026	21,762	1,600	9,600	9,600	600
7402.1	OBMP - Engineering Services - Northwest MZ1	104,599	362,104	11,553	27,005	24,485	53,303	44,000	40,750	40,250
7403	OBMP - Contract Services - MZ1	30,000	30,000	500	-	-	-	15,000	9,500	-
7502	OBMP - Engineering Services - WQC	43,440	43,440	1,405	-	1,274	4,500	3,620	3,620	3,620
7602	OBMP - Engineering Services - Storage	66,896	66,896	-	1,579	5,374	1,500	7,305	7,305	7,305
Totals		\$ 2,740,852	\$ 3,067,429	\$ 158,769	\$ 272,569	\$ 272,370	\$ 251,090	\$ 279,947	\$ 284,218	\$ 318,422

Attachment 1a
Chino Basin Watermaster: Invoice Projections for Engineering Tasks for Fiscal Year 2016/17
As of September 30, 2016

Acct #	Description	Projected Feb-17	Projected Mar-17	Projected Apr-17	Projected May-17	Projected Jun-17	Total Projected	Under / (Over) Rev. Budget	YTD % Billed Rev. Budget	Projected % Rev. Budget
6906	OBMP Engineering	\$ 62,162	\$ 85,531	\$ 68,171	\$ 67,771	\$ 64,171	\$ 877,419	\$ (56,420)	31%	107%
6906.1	OBMP - Watermaster Model Applications	14,050	14,050	14,050	14,050	14,050	176,460	-	21%	100%
6906.21	State of the Basin Report	20,000	20,000	20,000	-	-	100,000	-	0%	100%
7103.3	GW Quality - Engineering Services	18,200	12,110	4,386	-	15,000	122,874	6,681	35%	95%
7103.5	GW Quality - Laboratory Services	-	-	-	-	-	39,205	-	48%	100%
7104.3	GW Level - Engineering Services	17,353	13,603	19,853	17,603	15,280	189,100	3,567	23%	98%
7104.8	GW Level - Contract Services	-	-	-	10,000	-	10,000	-	0%	100%
7104.9	GW Level - Capital Services	-	-	-	-	5,200	8,712	(1,712)	24%	124%
7107.2	Ground Level - Engineering Services	4,700	20,148	16,793	1,500	1,500	84,224	268	11%	100%
7107.3	Ground Level - SAR Imagery	-	56,000	-	-	-	65,000	-	0%	100%
7107.6	Ground Level - Contract Services	300	19,949	300	300	1,595	68,245	-	0%	100%
7107.8	Ground Level - Capital Equipment	-	1,000	-	-	-	3,000	500	0%	86%
7108.3	HCMP - Engineering Services	12,190	14,990	11,813	730	1,026	59,098	(1,491)	20%	103%
7108.4	HCMP - Lab Services	-	-	2,032	-	-	21,936	3,145	62%	87%
7108.31	HCMP - Eng. Serv. - PBHSP	31,030	30,086	12,713	13,441	14,602	287,459	1,477	17%	99%
7108.32	HCMP - Adaptive Management Plan	-	-	-	-	-	52,052	(2,052)	28%	104%
7108.41	HCMP - Lab. Serv. - PBHSP	-	12,304	-	-	12,304	48,216	1,000	23%	98%
7108.6	HCMP - Eng. Serv. - PBHSP - Outside Pro	-	-	-	-	-	45,600	18,400	62%	72%
7109.3	Recharge & Well Monitoring - Engineering Serv.	3,200	-	-	9,000	5,118	22,189	1,129	9%	95%
7202.2	Comp Recharge - Engineering Services	16,114	16,114	16,114	16,114	16,114	159,386	1,630	18%	93%
7303	OBMP - Engineering Services - Desalters	1,150	1,150	1,150	1,150	1,150	9,450	30	0%	100%
7402	OBMP - Engineering Services - MZ1	13,000	23,000	7,750	12,558	19,100	143,021	(24,809)	39%	121%
7402.1	OBMP - Engineering Services - Northwest MZ1	20,750	23,790	39,750	14,000	15,581	355,227	6,877	17%	98%
7403	OBMP - Contract Services - MZ1	-	-	5,000	-	-	30,000	-	2%	100%
7502	OBMP - Engineering Services - WQC	3,620	3,620	3,620	5,000	3,620	37,519	5,921	6%	86%
7602	OBMP - Engineering Services - Storage	7,305	7,305	7,305	7,305	7,305	66,896	(0)	10%	100%
Totals		\$ 246,124	\$ 374,760	\$ 260,800	\$ 190,622	\$ 212,708	\$ 3,103,288	\$ (35,859)	80%	101%

Note: Billed includes MWH Laboratory invoices paid directly by Watermaster.

11/14/2016-1:20 PM
2016-17CBWWM_Invoice_Summary_JSBM_20161016--Projection Summary



July 2016:

The approved "Original" Engineering Services budget of \$2,740,852 was increased by "Carry Over" funding in the amount of \$326,577 to the "Amended" amount of \$3,067,429 for FY 2016/17 as provided in the Engineering Services Task Order. All of the "Carry Over" funding is for projects or activities that have bridged previous fiscal years and are expected to be completed in the FY 2016/17 timeframe or future years. The Carry-Over amount of \$326,577 from FY 2015/16 to the FY 2016/17 budget are provided in detail as follows:

1. The ongoing Adaptive Management Plan for the Prado Basin Habitat Sustainability Program in connection with the vegetation monitoring database in HydroDaVE (account 7108.31 in the amount of \$12,072). This work was originally scoped for FY 2015/16 but was not performed because the Adaptive Management Plan was not finalized and adopted by Watermaster in FY 2015/16.
2. Preparation of the Final PBHSP Adaptive Management Plan and the 2016 PBHSP Annual Report (account 7108.32 in the amount of \$50,000). The Adaptive Management Plan for the PBHSP was not finalized during FY 2015/16 and as a result, the initial Annual Report was not completed. The scope for preparing the 2016 Annual Report in FY 2016/17 was based on the assumption that the initial 2015 Annual Report of the PBHSP would have already been completed.
3. The finalization of the 2015 Annual Report of the Ground-Level Monitoring Committee (account 7402 in the amount of \$7,000). The Annual Report has been delayed primarily because the InSAR and ground-level survey data were delivered in March, which delayed the report and completion. The report will be finalized in FY 2016/17.

4. Three separate subtasks for the effort to develop a Subsistence Management Plan for the Northwest MZ-1 Area which is a 5-6 year effort (account 7402.1 in the amount of \$257,505) which will be performed in sequential phases. Some of the early phases of the work have been delayed for various reasons (e.g. delays in initiation of the monitoring program because of difficulties in coordination with well owners). These delays push some of the work that was expected to be completed in FY 2015/16 to FY 2016/17, including subtasks associated with setup and initiation of the monitoring program, siting of extensometers, modeling, and reporting.

The breakdown of the total Task Order amount of \$2,740,852 includes direct labor costs for Wildermuth Environmental, Inc. (82.6%) along with other direct charges such as equipment rental, laboratory fees, travel costs, reproduction costs, and outside professional services (17.4%).

PRADO BASIN HABITAT SUSTAINABILITY PROGRAM

The Prado Basin Habitat Sustainability Program came about as a result of the Peace II Agreement SEIR mitigation measure 4.4-3 and was adopted by IEUA's Board in October, 2010. The purpose of the mitigation measure is to ensure that the Prado Basin riparian habitat will not be impacted by Hydraulic Control. The basic program tasks are to convene a committee that will develop this adaptive management plan, to install necessary monitoring wells, to complete vegetation and aerial surveys, and to implement photo station monitoring. In terms of the financial aspects of this program, there is a cost sharing agreement, which was approved by the Watermaster Board in September, 2012 for a total budget of \$440,000. The cost sharing agreement between IEUA and Watermaster was increased from \$220,000 to \$300,000 effective August 22, 2013 with the approval of the Watermaster Board. The increase from \$220,000 to \$300,000 was to reflect a change in the consultant preparing the Adaptive Management Plan. On August 25, 2016, the cost sharing agreement between IEUA and Watermaster was increased from \$300,000 to \$385,000 (\$770,000 x 50% = \$385,000) with the approval of the Watermaster Board. A number of issues associated with the drilling of the monitoring wells (unavailable locations requiring negotiation of new easements, nesting season limitations, etc.), increased the cost of the construction of the 16 wells. The majority of the additional costs were due to extended construction management, additional easement fees, and environmental reporting for the pre- and during construction time period. The associated increase in cost was \$170,000, changing the total amount from \$600,000 to \$770,000.

This is a 50/50 cost sharing agreement between Watermaster and IEUA with a not to exceed amount of \$385,000 for each party. Included in that cost is hiring a consultant to develop the adaptive management plan, WEI performing the project management tasks related to the monitoring well installation, hiring a contractor to construct and install up to seventeen monitoring wells at nine separate sites, and United States Bureau of Reclamation performing vegetation monitoring every three years. Grants have been applied for to offset the cost of this program; however, the Grants were not approved.

The process of invoicing IEUA for their 50% portion of the (WEI) invoices will be completed by Watermaster staff at the end of every quarter. The information listed below is provided for the period of May 1, 2012 through April 30, 2017:

	Wildermuth Environmental, Inc.	50% Billing "TO" IEUA	50% Billing "FROM" IEUA	Costs For Watermaster	Watermaster Staff "Hours"	Watermaster Staff "Costs"
May 2012 - Jun. 2012	\$ 11,143.75	\$ (5,571.88)	\$ -	\$ 5,571.87	4.00	\$ 411.38
Jul. 2012 - Jun. 2013	\$ 120,945.28	\$ (60,472.65)	\$ 6,275.92	\$ 66,748.55	73.00	\$ 7,837.27
Jul. 2013 - Jun. 2014	\$ 21,722.09	\$ (10,861.05)	\$ 474.09	\$ 11,335.13	56.00	\$ 5,719.30
Jul. 2014 - Jun. 2015	\$ 198,138.44	\$ (99,069.23)	\$ -	\$ 99,069.21	9.00	\$ 1,141.63
Jul. 2015 - Jun. 2016	\$ -	\$ -	\$ -	\$ -	30.00	\$ 3,587.65
Jul. 2016 - Apr. 2017	\$ -	\$ -	\$ -	\$ -	22.00	\$ 3,013.56
Totals	\$ 351,949.56	\$ (175,974.81)	\$ 6,750.01	\$ 182,724.76	194.00	\$ 21,710.79
	7108.7	7108.71, 7108.72	7108.75			7108.11

OTHER INCOME AND EXPENSE

There were no other significant items to report within the category of Other Income and Expenses for the month ending April 30, 2017.

PREVIOUSLY REPORTED ACTIONS (Descending Order)

December 2016:

The interest earned on the Chino Basin Watermaster deposits with the Local Agency Investment Fund (LAIF) for the quarter ending December 31, 2016 of \$15,179.19 was recorded during the month of December, 2016.

During the month of December, 2016, Chino Basin Watermaster received an invoice from IEUA in the amount of \$2,471,040.00 for the purchase of 4,160.000 AF of untreated water. The purchase consisted of Cumulative Unmet Replenishment Obligation (CURO) purchases of 3,988.661 AF; Desalter Replenishment Obligation (DRO) purchases of 168.004 AF; with an excess balance of 3.335 AF being carried by Watermaster. The total purchase of 4,160.000 AF at an AF cost of \$594 (4,160.000 AF X \$594 = \$2,471,040.00). The amount of \$2,471,040.00 has been recorded to Groundwater Replenishment expense (5010).

July 2016:

Per section VI.D.3 of the Groundwater Storage Program Funding Agreement No. 49960 in the Chino Basin with The Metropolitan Water District of Southern California, the FY 2016/17 annual administrative fee invoice was issued on July 31, 2016 in the amount of \$159,631.04 under invoice number DYY 16-01.

"CARRY OVER" FUNDING

BACKGROUND OF "CARRY OVER" FUNDING

Once the FY 2015/16 period as of June 30, 2016 was closed, the amount of unfinished capital projects and related engineering costs was calculated and the "Carry Over" funding amount was added to the current FY 2016/17 budget. The Total "Carry Over" funding amount of \$2,630,337.45 was posted to the accounts as of July 1, 2016. The total amount of \$2,630,337.45 consisted of \$2,264,522.96 from Capital Improvement Projects; \$326,577.00 from Engineering Services; \$29,285.99 from the Chino Hills ASR Project; and \$9,951.50 from the Administration budget for completion of the Annual Reports.

CURRENT MONTH – APRIL 2017

As of April 30, 2017, the total (YTD) amount remaining of the "Carried Over" funding is \$1,809,792.79 (\$2,630,337.45 - \$820,544.66 = \$1,809,792.79).

The following details are provided:

"Carried Over" Expenses At June 30, 2016

			GL Account		
Printing - Annual Report	\$ 5,000.00	A	6045	FY 2015/16	ADM
Rauch Communication Consultants - Annual Report	\$ 4,951.50	B	6061.3	FY 2015/16	ADM
Chino Hills ASR Project	\$ 29,285.99	C	7107.62	FY 2013/14	ASR
Hydraulic Control Engineering - PBHSP	\$ 12,072.00	D	7108.31 ¹	FY 2015/16	ENG
Hydraulic Control Monitoring - Adaptive Mgmt Plan	\$ 50,000.00	E	7108.32 ²	FY 2015/16	ENG
PE4 - Engineering Services	\$ 7,000.00	F	7402 ³	FY 2015/16	ENG
PE4 - Northwest MZ-1 Area Project	\$ 257,505.00	G	7402.1 ⁴	FY 2015/16	ENG
Jurupa Pumping Station (TO #5)	\$ 37,981.33	H	7209.1 ⁵	FY 2013/14	PROJ
Wineville Basin Proof of Concept (TO #6)	\$ 35,397.53	I	7209.2 ⁵	FY 2013/14	PROJ
Hickory Basin Recharge Improvement Project	\$ 3,877.00	J	7690.3 ⁵	FY 2013/14	PROJ
RMPU Amendment (TO #1)	\$ 467,269.61	K	7690.15	FY 2015/16	PROJ
San Sevaine Recharge Improvement Project (TO #8)	\$ 58,683.31	L	7690.4	FY 2013/14	PROJ
San Sevaine Recharge Improvement Project (TO #8)	\$ 175,000.00	L	7690.4	FY 2014/15	PROJ
San Sevaine Recharge Improvement Project (TO #8)	\$ 1,126,900.00	L	7690.4	FY 2015/16	PROJ
CB20 Turnout Noise Abatement Project	\$ 859.80	M	7690.5 ⁵	FY 2013/14	PROJ
GWR SCADA Upgrades (TO #4)	\$ 279,343.47	N	7690.61	FY 2014/15	PROJ
GWR SCADA Upgrades (TO #4)	\$ 38,675.00	N	7690.61	FY 2015/16	PROJ
Upper Santa Ana River HCP (TO #7)	\$ 32,836.88	O	7690.7	FY 2014/15	PROJ
Upper Santa Ana River HCP (TO #7)	\$ 5,000.00	O	7690.7	FY 2015/16	PROJ
Lower Day Basin RMPU (TO #2)	\$ 2,699.03	P	7690.8	FY 2014/15	PROJ
Total Balance, June 30, 2016	\$ 2,630,337.45				

"Carried Over" Balance, July 1, 2016 \$ 2,630,337.45

Less: (Invoices Received To Date FY 2016/17)

Printing - Annual Report	\$ (5,000.00)	A	6045	FY 2015/16	ADM
Rauch Communication Consultants - Annual Report	\$ (4,951.50)	B	6061.3	FY 2015/16	ADM
Hydraulic Control Engineering - PBHSP	\$ (12,072.00)	D	7108.31 ¹	FY 2015/16	ENG
Hydraulic Control Monitoring - Adaptive Mgmt Plan	\$ (11,694.00)	E	7108.32 ²	FY 2015/16	ENG
PE4 - Engineering Services	\$ (7,000.00)	F	7402 ³	FY 2015/16	ENG
PE4 - Northwest MZ-1 Area Project	\$ (201,984.99)	G	7402.1 ⁴	FY 2015/16	ENG
RMPU Amendment (TO #1)	\$ (467,269.61)	K	7690.15	FY 2015/16	PROJ
San Sevaine Recharge Improvement Project (TO #8)	\$ (58,916.60)	L	7690.4	FY 2013/14	PROJ
GWR SCADA Upgrades (TO #4)	\$ (48,956.93)	N	7690.61	FY 2014/15	PROJ
Lower Day Basin RMPU (TO #2)	\$ (2,699.03)	P	7690.8	FY 2014/15	PROJ
Updated Balance as of April 30, 2017	\$ 1,809,792.79				

¹Preparation of a vegetation monitoring database in HydroDaVE pursuant to the Adaptive Management Plan for the PBHSP

²Preparation of the Final PBHSP Adaptive Management Plan and the 2016 PBHSP Annual Report

³Finalization of the 2015 Annual Report of the Ground-Level Monitoring Committee

⁴Carryover budget for three separate subtasks to develop a Subsidence Management Plan for the Northwest MZ-1 Area

⁵Project completed and funds are available for reallocation to another project, distribution to Appropriative Pool, or maintain as extra funding

ANNUAL REPORTS:

Unspent funds of \$9,951.50 related to the ongoing Annual Reports for development, production, and printing from the Administrative budget from FY 2015/16 from two accounts were "Carried Over" into the current FY 2016/17 budget. These funds were from the Printing-Annual Report [A] in the amount of

\$5,000 in account (6045); and Rauch Communication Consultants-Annual Report [B] in the amount of \$4,951.50 in account (6061.3).

CHINO HILLS ASR:

The ongoing Chino Hills ASR Project [C] continues into FY 2016/17 and previous years funding of \$29,285.99 has been carried over into account (7107.62).

ENGINEERING SERVICES:

Unspent funds related to ongoing projects and associated activities from the Engineering Services budget from FY 2015/16 in several accounts totaling \$326,577 were "Carried Over" into the current FY 2016/17 budget. These funds were from the Hydraulic Control Monitoring-Engineering-PBHSP [D] in the amount of \$12,072 in account (7108.31); Hydraulic Control Monitoring-Adaptive Management Plan [E] in the amount of \$50,000 in account (7108.32); PE4-Engineering Services [F] in the amount of \$7,000 in account (7402); and PE4-Northwest MZ-1 Area Project [G] in the amount of \$257,505 in account (7402.10).

COMPLETED PROJECTS WITH FUNDING AVAILABLE:

Several projects were completed during FY 2014/15 and have remaining funds available to be either (1) transferred to other project(s) that need additional funding, (2) keep amounts on reserve for future Capital Improvement Projects, or (3) refunded back to the Appropriative Pool when the Assessment package is invoiced. The funding amounts available are as follows: Jurupa Pumping Station [H] in the amount of \$37,981.33 (account 7209.1); Wineville Basin Proof of Concept [I] in the amount of \$35,397.53 (account 7209.2); and Hickory Basin Recharge Improvement Project [J] in the amount of \$3,877.00 (account 7690.3). One project was completed during FY 2015/16 and has funds available. This project is the CB20 Turnout Noise Abatement Project [M] in the amount of \$859.80 (account 7690.5). The total amount available is \$78,115.66 (\$37,981.33 + \$35,397.53 + \$3,877.00 + \$859.80 = \$78,115.66).

ONGOING RECHARGE IMPROVEMENT PROJECTS:

The RMPU Amendment-Task Order #1 [K] has a remaining budget from FY 2015/16 of \$467,269.61 in account (7690.15); the San Sevaine Recharge Improvement Project-Task Order #8 [L] has a remaining funded budget balance of \$1,360,583.31 in account (7690.4); the CB 20 Turnout project has a remaining funded budget balance of \$80,000 in account (7690.5); the GWR SCADA Upgrades-Task Order #4 [N] has a remaining funded budget balance of \$318,018.47 in account (7690.61); the Upper Santa Ana River HCP-Task Order #7 [O] has a remaining funded balance of \$37,836.88 in account (7690.7); and the Lower Day Basin RMPU-Task Order #2 [P] has a remaining funded budget balance of \$2,699.03 in account (7690.8). The total funded budget for these combined projects is \$1,609,700.

As invoices are received from the vendors and booked against these items listed above, the "Carried Over" balance will be reduced throughout the current fiscal year. At June 30, 2017, any remaining balances of the FY 2016/17 and prior years funding (if any), along with any new FY 2016/17 expenses, will then be "Carried Over" into the FY 2017/18 budget.

AUDIT FIELD WORK

FY 2016/17:

The auditors from the audit firm of Fedak & Brown LLP were onsite at the Watermaster offices on April 5, 2017 through April 6, 2017. This was the start of the interim field work for the period of July 1, 2016 through February 28, 2017. The final field work for the period of March 1, 2017 through June 30, 2017 is scheduled for August 2017, with the Annual Financial and Audit Reports presented to the Watermaster Board by Fedak & Brown LLP at the November 16, 2017 Board meeting. The Annual Financial and Audit Reports for FY 2016/17 are anticipated to be posted to the Watermaster website no later than December 15, 2017.

FY 2015/16:

The auditors from the audit firm of Fedak & Brown, LLP were onsite at the Watermaster offices on March 28, 2016. This was the start of the interim field work for the period of July 1, 2015 through February 28, 2016. The final field work for the period of February 1, 2016 through June 30, 2016 was completed during August 16, 2016 and August 17, 2016. The Annual Financial and Audit Reports were presented to the Watermaster Board by Chris Brown from Fedak & Brown LLP at the November 17, 2016 Board meeting. The Annual Financial and Audit Reports for FY 2015/16 were posted to the Watermaster website on November 22, 2016.

FY 2016/17 EXHIBIT "G" NON-AGRICULTURAL POOL SALE OF WATER

Pursuant to Exhibit "G" of the Restated Judgment, members of the Overlying (Non-Agricultural) Pool may annually transfer water to members of the Appropriative Pool through a Watermaster clearinghouse process. Watermaster purchases water from the Overlying (Non-Agricultural) Pool members, which Watermaster then transfers to the members of the Appropriative Pool based on the prescribed process. Members of the Appropriative Pool purchasing water through the process must complete their payments to Watermaster by June 30 of the fiscal year. Watermaster has determined that NRG CA South, LP is in compliance with Restated Judgment, Exhibit "G" ¶9(g), authorizing 2015-2016 Exhibit "G" Physical Solution Transfers.

The invoices to the four Appropriators who purchased Exhibit "G" water from the Non-Agricultural Pool were issued on March 23, 2017 totaling \$570,000. Once Watermaster has received all of the payments from the Appropriators and those payments have cleared the bank, Watermaster will issue payment to NRG CA South, LP in the amount of \$570,000 (1,000.000 AF x \$570.00 = \$570,000).

ASSESSMENT INVOICING

CURRENT MONTH – APRIL 2017

To date, all assessment invoice payments have been received. No Assessment activity for the month to report.

PREVIOUSLY REPORTED ACTIONS (Descending Order)

December 2016:

The Watermaster Board approved the FY 2016-2017 Assessment Package (Production Year 2015-2016) at the November 17, 2016 meeting. Watermaster staff created and emailed the Assessment invoices on Thursday, November 17, 2016. The Assessment invoices were due 30 days from invoice date, with all payments to be received by Watermaster on or before the close of business at 5:00pm on Monday, December 19, 2016. As in prior years, payments could be made by either check or wire transfer. As of December 19, 2016, all but one payment had been received. The late payment was received on December 20, 2016 with the late fee for one day being invoiced. The late fee was received on January 3, 2017.

November 2016:

The Watermaster Board approved the FY 2016-2017 Assessment Package (Production Year 2015-2016) at the November 17, 2016 meeting. Watermaster staff created and emailed the Assessment invoices on Thursday, November 17, 2016. The Assessment invoices were due 30 days from invoice date, with all payments to be received by Watermaster on or before the close of business at 5:00pm on Monday, December 19, 2016. As in prior years, payments could be made by either check or wire transfer. As of December 19, 2016, all but one payment had been received. The late payment was received on December 20, 2016 with the late fee for one day being invoiced.

October 2016:

The Watermaster Board approved the FY 2016-2017 Assessment Package (Production Year 2015-2016) at the November 17, 2016 meeting. Watermaster staff created and emailed the Assessment invoices on Thursday, November 17, 2016. The Assessment invoices are due 30 days from invoice date, with all

payments to be received by Watermaster on or before the close of business Monday, December 19, 2016. As in prior years, payments can be made by either check or wire transfer.

This year's Assessment invoicing included the standard Assessment amounts per the Assessment Package, along with any Special Assessments and the "Excess Cash Reserve" refund credits. The Appropriative Pool had a Special Assessment of \$50,000 as approved during the budgeting process. The \$50,000 was allocated to the Appropriative Pool members based upon a prorated formula of 50% Operating Safe Yield (OSY) and 50% physical production numbers from FY 2015/16.

The Non-Agricultural Pool had a Special Assessment of \$60,000 as approved during a Confidential Session on April 14, 2016. The \$60,000 was allocated to the Non-Agricultural Pool members based upon the actual production numbers from 2015/16.

The Excess Cash Reserve refunds totaled \$31,189 to the Appropriative Pool members and \$3,509 to the Non-Agricultural Pool members, based upon the pro rata share of FY 2015/16 payments. The Excess Cash Reserve-Recharge Debt Payment refund of \$155,824 was refunded to the Appropriative Pool members based upon the pro rata share of FY 2015/16 Recharge Debt Assessments paid. The refunds were applied as credits on the Assessment invoices and allocated based upon last year's percentage of assessments paid.

September 2016:

The Assessment Year 2016-2017 Package (Production Year 2015-2016) is scheduled for presentation to the Pools at the November 10, 2016 meetings; and approval by the Advisory Committee and adoption by the Watermaster Board at the November 17, 2016 meetings.

No Assessment activity for the month to report.

ATTACHMENTS

1. Financial Report - B5

	1/12th (8.33%) of the Total Budget				10/12th (83.33%) of the Total Budget				100% of the Total Budget			
	For The Month of April 2017				Year-To-Date as of April 30, 2017				Fiscal Year End as of June 30, 2017			
	Actual	Budget	\$ Over(Under)	% of Budget	Actual	Budget	\$ Over(Under)	% of Budget	Projected	Budget	\$ Over(Under)	% of Budget
Income												
4010 · Local Agency Subsidies	0.00	0.00	0.00	0.0%	159,631.04	158,923.00	708.04	100.45%	159,631.04	158,923.00	708.04	100.45%
4110 · Admin Asmnts-Approp Pool	0.00	25,000.00	-25,000.00	0.0%	10,059,406.05	10,027,660.00	31,746.05	100.32%	10,059,406.05	10,027,660.00	31,746.05	100.32%
4120 · Admin Asmnts-Non-Agri Pool	0.00	0.00	0.00	0.0%	255,682.35	311,996.00	-56,313.65	81.95%	255,682.35	311,996.00	-56,313.65	81.95%
4700 · Non Operating Revenues	0.00	0.00	0.00	0.0%	48,707.52	14,918.00	33,789.52	326.5%	72,709.00	19,890.00	52,819.00	365.56%
4900 · Miscellaneous Income	0.00	0.00	0.00	0.0%	0.00	0.00	0.00	0.0%	0.00	0.00	0.00	0.0%
Total Income	0.00	25,000.00	-25,000.00	0.0%	10,523,426.96	10,513,497.00	9,929.96	100.09%	10,547,428.44	10,518,469.00	28,959.44	100.28%
Gross Profit	0.00	25,000.00	-25,000.00	0.0%	10,523,426.96	10,513,497.00	9,929.96	100.09%	10,547,428.44	10,518,469.00	28,959.44	100.28%
Expense												
6010 · Admin. Salary/Benefit Costs	71,649.04	74,475.00	-2,825.96	96.21%	797,727.64	807,980.00	-10,252.36	98.73%	967,118.16	971,056.00	-3,937.84	99.59%
6020 · Office Building Expense	8,183.21	9,524.00	-1,340.79	85.92%	83,360.34	93,372.00	-10,011.66	89.28%	107,089.92	111,356.00	-4,266.08	96.17%
6030 · Office Supplies & Equip.	1,899.85	2,420.00	-520.15	78.51%	18,498.97	25,200.00	-6,701.03	73.41%	28,338.40	30,040.00	-1,701.60	94.34%
6040 · Postage & Printing Costs	3,785.59	4,841.00	-1,055.41	78.2%	45,992.73	52,530.00	-6,537.27	87.56%	61,605.78	61,852.00	-246.22	99.6%
6050 · Information Services	11,653.75	13,341.00	-1,687.25	87.35%	118,443.85	121,410.00	-2,966.15	97.56%	140,003.16	141,092.00	-1,088.84	99.23%
6060 · Contract Services	4,441.45	0.00	4,441.45	100.0%	56,256.94	30,951.50	25,305.44	181.76%	61,815.49	30,951.50	30,863.99	199.72%
6070 · Watermaster Legal Services	27,652.72	88,809.00	-61,156.28	31.14%	266,703.35	248,093.00	18,610.35	107.5%	272,983.52	275,713.00	-2,729.48	99.01%
6080 · Insurance	0.00	0.00	0.00	0.0%	26,253.22	31,962.00	-5,708.78	82.14%	28,753.22	31,962.00	-3,208.78	89.96%
6110 · Dues and Subscriptions	0.00	0.00	0.00	0.0%	20,997.28	21,054.00	-56.72	99.73%	20,997.28	21,054.00	-56.72	99.73%
6140 · WM Admin Expenses	42.10	100.00	-57.90	42.1%	1,032.28	2,150.00	-1,117.72	48.01%	1,770.24	2,500.00	-729.76	70.81%
6150 · Field Supplies	602.06	0.00	602.06	100.0%	996.88	1,350.00	-353.12	73.84%	1,289.64	1,450.00	-160.36	88.94%
6170 · Travel & Transportation	2,216.49	2,800.00	-583.51	79.16%	13,120.55	21,490.00	-8,369.45	61.05%	18,957.84	24,870.00	-5,912.16	76.23%
6190 · Training, Conferences, Seminars	2,560.79	3,050.00	-489.21	83.96%	19,757.75	30,500.00	-10,742.25	64.78%	35,968.52	36,600.00	-631.48	98.28%
6200 · Advisory Comm - WM Board	2,793.86	3,561.00	-767.14	78.46%	27,675.61	35,341.00	-7,665.39	78.31%	38,813.90	42,819.00	-4,005.10	90.65%
6300 · Watermaster Board Expenses	12,176.00	12,697.00	-521.00	95.9%	124,925.19	133,295.00	-8,369.81	93.72%	154,702.80	159,234.00	-4,531.20	97.15%
8300 · Appr PI-WM & Pool Admin	7,985.12	34,238.00	-26,252.88	23.32%	103,235.98	116,796.00	-13,560.02	88.39%	128,925.26	135,765.00	-6,839.74	94.96%
8400 · Agri Pool-WM & Pool Admin	3,749.57	4,964.00	-1,214.43	75.54%	35,429.96	48,816.00	-13,386.04	72.58%	53,999.62	59,176.00	-5,176.38	91.25%
8467 · Ag Legal & Technical Services	46,150.00	17,083.00	29,067.00	270.15%	221,327.50	170,834.00	50,493.50	129.56%	343,830.00	205,000.00	138,830.00	167.72%
8470 · Ag Meeting Attend -Special	2,600.00	1,850.00	750.00	140.54%	17,175.00	18,500.00	-1,325.00	92.84%	19,650.00	22,200.00	-2,550.00	88.51%
8471 · Ag Pool Expense	0.00	0.00	0.00	0.0%	0.00	48,750.00	-48,750.00	0.0%	0.00	65,000.00	-65,000.00	0.0%
8485 · Ag Pool - Misc. Exp. - Ag Fund	0.00	0.00	0.00	0.0%	545.98	400.00	145.98	136.5%	545.98	400.00	145.98	136.5%
8500 · Non-Ag PI-WM & Pool Admin	10,499.07	9,025.00	1,474.07	116.33%	77,965.16	88,822.00	-10,856.84	87.78%	102,512.78	107,152.00	-4,639.22	95.67%
9400 · Depreciation Expense	0.00	0.00	0.00	0.0%	0.00	0.00	0.00	0.0%	0.00	0.00	0.00	0.0%
9500 · Allocated G&A Expenditures	-15,981.55	-31,542.00	15,560.45	50.67%	-154,700.87	-315,421.00	160,720.13	49.05%	-249,234.24	-378,505.00	129,270.76	65.85%
6900 · Optimum Basin Mgmt Plan	136,396.29	161,034.00	-24,637.71	84.7%	1,391,810.37	1,405,754.00	-13,943.63	99.01%	1,641,936.16	1,679,053.00	-37,116.84	97.79%
6950 · Mutual Agency Projects	0.00	0.00	0.00	0.0%	0.00	0.00	0.00	0.0%	0.00	0.00	0.00	0.0%
9501 · G&A Expenses Allocated-OBMP	2,174.42	6,122.00	-3,947.58	35.52%	30,456.28	61,222.00	-30,765.72	49.75%	45,006.52	73,466.00	-28,459.48	61.28%
7101 · Production Monitoring	5,944.20	6,456.00	-511.80	92.07%	46,399.47	67,679.00	-21,279.53	68.56%	75,623.34	81,372.00	-5,748.66	92.94%
7102 · In-line Meter Installation	0.00	5,545.00	-5,545.00	0.0%	764.23	56,030.00	-55,265.77	1.36%	51,528.46	67,264.00	-15,735.54	76.61%
7103 · Grdwtr Quality Monitoring	7,844.00	18,269.00	-10,425.00	42.94%	170,478.62	225,069.00	-54,590.38	75.75%	262,161.36	262,397.00	-235.64	99.91%
7104 · Gdwtr Level Monitoring	18,292.88	21,297.00	-3,004.12	85.89%	175,071.56	215,251.00	-40,179.44	81.33%	244,426.50	258,416.00	-13,989.50	94.59%
7105 · Sur Wtr Qual Monitoring	0.00	0.00	0.00	0.0%	0.00	0.00	0.00	0.0%	0.00	0.00	0.00	0.0%
7107 · Ground Level Monitoring	1,083.74	13,020.00	-11,936.26	8.32%	186,499.71	223,232.99	-36,733.28	83.55%	246,264.56	270,522.99	-24,258.43	91.03%

	1/12th (8.33%) of the Total Budget				10/12th (83.33%) of the Total Budget				100% of the Total Budget			
	For The Month of April 2017				Year-To-Date as of April 30, 2017				Fiscal Year End as of June 30, 2017			
	Actual	Budget	\$ Over(Under)	% of Budget	Actual	Budget	\$ Over(Under)	% of Budget	Projected	Budget	\$ Over(Under)	% of Budget
7108 · Hydraulic Control Monitoring	51,191.28	40,181.00	11,010.28	127.4%	462,089.32	464,432.00	-2,342.68	99.5%	525,249.50	544,931.00	-19,681.50	96.39%
7109 · Recharge & Well Monitoring Prog	2,635.20	1,943.00	692.20	135.63%	8,608.10	19,432.00	-10,823.90	44.3%	16,003.00	23,318.00	-7,315.00	68.63%
7200 · PE2- Comp Recharge Pgm	11,322.52	17,857.00	-6,534.48	63.41%	1,087,173.70	1,240,216.86	-153,043.16	87.66%	1,239,660.26	1,277,384.86	-37,724.60	97.05%
7300 · PE3&5-Water Supply/Desalte	275.83	2,565.00	-2,289.17	10.75%	275.83	26,604.00	-26,328.17	1.04%	15,157.20	31,972.00	-16,814.80	47.41%
7400 · PE4- Mgmt Plan	25,539.33	21,418.00	4,121.33	119.24%	300,865.27	479,260.00	-178,394.73	62.78%	490,139.04	522,241.00	-32,101.96	93.85%
7500 · PE6&7-CoopEfforts/SaltMgmt	1,840.90	4,348.00	-2,507.10	42.34%	12,963.10	44,069.00	-31,105.90	29.42%	42,496.00	52,912.00	-10,416.00	80.31%
7600 · PE8&9-StorageMgmt/Conj Use	0.00	9,149.00	-9,149.00	0.0%	29,978.30	94,328.00	-64,349.70	31.78%	103,132.36	113,336.00	-10,203.64	91.0%
7690 · Recharge Improvement Debt Pymt	0.00	0.00	0.00	0.0%	1,051,470.43	5,525,944.10	-4,474,473.67	19.03%	4,009,734.86	5,525,944.10	-1,516,209.24	72.56%
7700 · Inactive Well Protection Prgm	0.00	42.00	-42.00	0.0%	0.00	416.00	-416.00	0.0%	250.00	500.00	-250.00	50.0%
9502 · G&A Expenses Allocated-Projects	13,807.13	25,420.00	-11,612.87	54.32%	124,244.59	254,199.00	-129,954.41	48.88%	204,227.72	305,039.00	-100,811.28	66.95%
Total Expense	483,006.84	605,902.00	-122,895.16	79.72%	7,001,870.17	12,237,314.45	-5,235,444.28	57.22%	11,553,434.11	13,248,806.45	-1,695,372.34	87.2%
Net Ordinary Income	-483,006.84	-580,902.00	97,895.16	83.15%	3,521,556.79	-1,723,817.45	5,245,374.24	-204.29%	-1,006,005.67	-2,730,337.45	1,724,331.78	36.85%
Other Income												
4210 · Approp Pool-Replenishment	0.00	0.00	0.00	0.0%	959,063.76	0.00	959,063.76	100.0%	959,063.76	0.00	959,063.76	100.0%
4220 · Non-Ag Pool-Replenishment	0.00	0.00	0.00	0.0%	15,798.22	0.00	15,798.22	100.0%	15,798.22	0.00	15,798.22	100.0%
4225 · Interest Income	0.00	0.00	0.00	0.0%	7,758.72	0.00	7,758.72	100.0%	12,024.22	0.00	12,024.22	100.0%
4226 · LAIF Fair Market Value	0.00	0.00	0.00	0.0%	0.00	0.00	0.00	0.0%	0.00	0.00	0.00	0.0%
600 · Groundwater Sales	0.00	0.00	0.00	0.0%	570,000.00	0.00	570,000.00	100.0%	570,000.00	0.00	570,000.00	100.0%
609 Other Income	0.00	0.00	0.00	0.0%	1,552,620.70	0.00	1,552,620.70	100.0%	1,556,886.20	0.00	1,556,886.20	100.0%
Other Expense												
5010 · Groundwater Replenishment	0.00	0.00	0.00	0.0%	2,479,480.40	0.00	2,479,480.40	100.0%	2,479,480.40	0.00	2,479,480.40	100.0%
5100 · Other Water Purchases	0.00	0.00	0.00	0.0%	570,000.00	0.00	570,000.00	100.0%	570,000.00	0.00	570,000.00	100.0%
9200 · Interest Expense	0.00	0.00	0.00	0.0%	0.00	0.00	0.00	0.0%	0.00	0.00	0.00	0.0%
9251 · Other Post Employment Benefits	0.00	0.00	0.00	0.0%	0.00	0.00	0.00	0.0%	0.00	0.00	0.00	0.0%
9996 · Refund-Excess Reserves-Approp.	0.00	0.00	0.00	0.0%	31,189.00	0.00	31,189.00	100.0%	31,189.00	0.00	31,189.00	100.0%
9997 · Refund-Excess Reserves-NonAg	0.00	0.00	0.00	0.0%	3,509.00	0.00	3,509.00	100.0%	3,509.00	0.00	3,509.00	100.0%
9998 · Refund-Recharge Debt-Approp.	0.00	0.00	0.00	0.0%	155,824.00	0.00	155,824.00	100.0%	155,824.00	0.00	155,824.00	100.0%
9999 · To/(From) Reserves	0.00	-100,000.00	100,000.00	0.0%	158,251.00	-100,000.00	258,251.00	-158.25%	158,251.00	-100,000.00	258,251.00	-158.25%
Total Other Expense	0.00	-100,000.00	100,000.00	0.0%	3,398,253.40	-100,000.00	3,498,253.40	-3,398.25%	3,398,253.40	-100,000.00	3,498,253.40	-3,398.25%
Net Other Income	0.00	100,000.00	-100,000.00	0.0%	-1,845,632.70	100,000.00	-1,945,632.70	-1,845.63%	-1,841,367.20	100,000.00	-1,941,367.20	-1,841.37%
Net Income	-483,006.84	-480,902.00	-2,104.84	100.44%	1,675,924.09	-1,623,817.45	3,299,741.54	-103.21%	-2,847,372.87	-2,630,337.45	-217,035.42	108.25%

Note: Please see the staff report (Financial Report-B5) for additional detailed information on the account categories.

THIS PAGE
HAS
INTENTIONALLY
BEEN LEFT
BLANK
FOR PAGINATION

CHINO BASIN WATERMASTER

I. CONSENT CALENDAR

C. COST-SHARING AGREEMENT BETWEEN CHINO BASIN WATERMASTER AND THE CITY OF CHINO HILLS REGARDING THE CHINO HILLS ASR PILOT PROJECT



CHINO BASIN WATERMASTER

9641 San Bernardino Road, Rancho Cucamonga, Ca 91730
Tel: 909.484.3888 Fax: 909.484.3890 www.cbwm.org

PETER KAVOUNAS, P.E.
General Manager

STAFF REPORT

DATE: June 15, 2017
TO: Advisory Committee Members
SUBJECT: Cost-Sharing Agreement Between Chino Basin Watermaster and City Of Chino Hills Regarding the Chino Hills ASR Pilot Project (Consent Calendar Item. I.C.)

SUMMARY

Issue: Chino Basin Watermaster staff needs authorization to issue final payments to City of Chino Hills regarding the Chino Hills ASR Pilot Project.

Recommendation: Approve the Cost Sharing Agreement Between Chino Basin Watermaster and City of Chino Hills Regarding the Chino Hills ASR Pilot Project and authorize the General Manager to sign the agreement on behalf of Watermaster.

Financial Impact: There is no financial impact associated with this recommendation. Watermaster has made a commitment to fund \$368,058 of this project and previously collected the funds of \$164,500 during the assessment process in FY 2011/12, \$161,903 in FY 2012/13, and \$41,655 in FY 2013/14 (\$164,500 + \$161,903 + \$41,655 = \$368,058). The funds have been carried over from 2013/14 to present.

Future Consideration

Advisory Committee – June 15, 2017: Approval

Watermaster Board – June 22, 2017: Adoption [Upon Advisory Committee approval]

ACTIONS:

Appropriative Pool – June 8, 2017: Unanimously approved

Non-Agricultural Pool – June 8, 2017: Unanimously approved recommendation as presented and directed the Pool representatives to support at the Advisory Committee and Watermaster Board meetings subject to changes which they deem appropriate

Agricultural Pool – June 8, 2017: Unanimously approved

Advisory Committee – June 15, 2017:

Watermaster Board – June 22, 2017:

BACKGROUND

On June 28, 2007, the Watermaster Board adopted Watermaster's Long Term Plan for the Management of Subsidence (MZ-1 Plan). The Long Term Plan described an injection feasibility study at a production well within the Managed Area. This test would help determine if aquifer injection was a viable tool to manage subsidence within the Managed Area while maximizing the use of existing infrastructure (i.e. wells). The Stipulation with Chino Hills states "In preparation of the Recharge Master Plan, Watermaster would consider whether existing groundwater production facilities owned or controlled by producers within MZ1 may be used in connection with an aquifer storage and recovery ("ASR") project so as to further enhance recharge in specific locations and to otherwise meet the objectives of the Recharge Master Plan." Pursuant to its November 15, 2007 Order on Motion for Approval of Watermaster's Long Term Plan for the Management of Subsidence, the Court approved the Long Term Plan for the Management of Subsidence ("Long Term Plan").

Watermaster's approved budget for fiscal year 2008-2009 included a task item for an ASR pilot test at Chino Hills' Well CH-16. The ASR Project is that pilot test. Watermaster has included this budget item in its annual budgets each fiscal year since. The primary objective of the ASR Project is to determine the feasibility of using an existing well within an area prone to land subsidence for aquifer storage and recovery and the management of land subsidence and ground fissuring.

On behalf of Chino Hills, Watermaster submitted an AB303 grant application to help fund the ASR pilot test. Per the Grant documents, the reasonable costs of the project were estimated to be \$618,058 (\$250,000 funded from the AB303 Grant and \$368,058 funded by Chino Basin Watermaster). The Grant application was approved in the amount of \$250,000 on June 20, 2008. Chino Hills entered into a contract with Department of Water Resources ("DWR") in order to make use of these funds. It was stipulated that any excess costs over the amount of \$618,058 would be the responsibility of the City of Chino Hills, and that Watermaster's maximum cap amount would be \$368,058.

Grant Agreement No. 460008330
 Page 18 of 32

**EXHIBIT C
 PROJECT BUDGET**

Table C-1 Budget City of Chino Hills Project Title: <u>Management of Land Subsidence by Aquifer Injection in Chino Basin</u>					
Task	Description	Grant Funds	Cost Share	Total Costs	Source of Local Funding
1	Evaluate the Feasibility of ASR At Well CH-1B	\$ -	\$38,152	\$38,152	Chino Hills
2	Prepare ASR Pilot Testing Work Plan	\$ -	\$28,550	\$28,550	Chino Hills
3	Permitting and CEQA	\$ -	\$58,223	\$58,223	Chino Hills
4	Well rehabilitation and retrofit	\$150,000	\$92,384	\$242,384	Chino Hills
5	ASR Pilot Testing	\$100,000	\$128,383	\$228,383	Chino Hills
6	Project Administration	\$ -	\$22,366	\$22,366	Chino Hills
	Grand Total (sum of columns for each task)	\$250,000	\$368,058	\$618,058	

In preparing the 2010 Recharge Master Plan Update and the 2013 Amendment to the 2010 Recharge Master Plan Update (Collectively, the "RMPU"), Watermaster considered whether existing groundwater production facilities, owned or controlled by producers within MZ-1, could be used in connection with an

aquifer storage and recovery project so as to further enhance recharge in specific locations and to otherwise meet the objectives of the RMPU.

Chino Hills has begun to implement the ASR Project pursuant to its agreement with DWR ("DWR Grant Agreement") and its amendments, and shall ensure completion of the ASR Project and compliance with all DWR terms. In March 2014, Amendment 3 to the DWR Grant Agreement was approved. Amendment 3 revised the scope of work, budget, schedule, and some of the terms of the DWR Grant Agreement. The ASR Project scope of work was revised to include two phases. Phase 1 includes tasks that will be completed under the DWR Grant Agreement and funded through the Grant Agreement and \$368,058 by Watermaster; Phase 2 will include additional tasks necessary to complete the project, but which are not subject to this Cost Sharing Agreement. The anticipated project costs for Phase 2 are approximately \$500,000.

DISCUSSION

Watermaster's maximum contribution to this project is capped at \$368,058. Watermaster has recorded on its financial income statements the total amount of \$338,772.01 (from FY 2011/12 through FY 2014/15). Of the total amount of \$338,772.01 which has been booked, \$167,563.16 has been disbursed to Geoscience Support Services and WEI for Engineering Services on the project and \$171,208.85 of the total still remains outstanding, due and payable; the remaining amount of \$29,285.99 ($\$368,058 - \$338,772.01 = \$29,285.99$) will be due upon project completion.

The funding for these outstanding payments of \$200,467.84 ($\$171,208.85 + \$29,285.99 = \$200,467.84$) was provided from prior assessments; however, Watermaster lacks the authorization to issue payments that are currently due to the City of Chino Hills (\$155,256.85) and Geoscience Support Services (\$15,952.00) without a current cost sharing agreement; and lacks authorization to pay the remaining budget amount of \$29,285.99 upon completion of the ASR Project, which includes the ASR Pilot Test and publication of a final report. The proposed cost sharing agreement (Attachment 1) provides the necessary authorization for Watermaster to fulfill its commitment.

Amendment 3 of the DWR Grant Agreement modified the anticipated project costs for Phase 1 of the ASR Project. The ASR Project was funded according to the following allocations:

Total funding from DWR Grant Agreement	\$250,000
Maximum Watermaster contribution including \$167,563.16 already paid and \$184,542.84 pending payments to City of Chino Hills and \$15,952 pending payments to Geoscience	\$368,058
Expected Chino Hills total contribution	\$46,306.20
Expected total ASR Project Costs, Phase 1	\$664,364.20

The City of Chino Hills will be seeking city council approval for the attached cost sharing agreement at their upcoming meeting on June 27, 2017.

ATTACHMENTS

1. Cost Sharing Agreement Between Chino Basin Watermaster and City of Chino Hills Regarding Chino Hills ASR Pilot Project

THIS PAGE
HAS
INTENTIONALLY
BEEN LEFT
BLANK
FOR PAGINATION

AGREEMENT BETWEEN CHINO BASIN WATERMASTER AND CITY OF CHINO HILLS REGARDING THE CHINO HILLS ASR PILOT PROJECT

This Cost Sharing Agreement (“Agreement”) is entered into as of June 22, 2017, by and between the CHINO BASIN WATERMASTER (“Watermaster”) and the CITY OF CHINO HILLS (“Chino Hills”) (each a “Party” and collectively, the “Parties”) for the purposes of establishing a framework for the implementation and funding of the Chino Hills Aquifer Storage and Recovery Pilot Project (“ASR Project”).

RECITALS

A. Watermaster is an agent of the Court and serves as the Court’s special master in order to administer and enforce the provisions of the Chino Basin Watermaster Judgment, San Bernardino County Superior Court Case No. RCV RS51010 (formerly Case No. SCV 164327);

B. Chino Hills is a municipal corporation and general law city organized and existing under the laws of the State of California;

C. Pursuant to its November 15, 2007 Order on Motion for Approval of Watermaster’s Long Term Plan for the Management of Subsidence, the Watermaster Court approved the Long Term Plan for the Management of Subsidence (“Long Term Plan”). The Long Term Plan describes an injection feasibility study at a production well within Management Zone 1 (“MZ-1”). The objective of this test is to help determine if aquifer injection is a viable tool to manage subsidence within MZ-1 while maximizing the use of existing infrastructure (i.e. wells);

D. In preparing the 2010 Recharge Master Plan Update and the 2013 Amendment to the 2010 Recharge Master Plan Update (Collectively, the “RMPU”), Watermaster considered whether existing groundwater production facilities owned or controlled by producers within MZ1 could be used in connection with an aquifer storage and recovery project so as to further enhance recharge in specific locations and to otherwise meet the objectives of the RMPU;

E. Watermaster’s approved budget for fiscal year 2008-2009 included a task item for an ASR pilot test at Chino Hills’ Well CH-16. The ASR Project is that pilot test. Watermaster has included this budget item in its annual budgets each fiscal year since;

F. The primary objective of the ASR Project is to determine the feasibility of using an existing well within an area prone to land subsidence for aquifer storage and recovery and the management of land subsidence and ground fissuring;

G. On behalf of Chino Hills, Watermaster submitted an AB303 grant application to help fund the ASR Project. This application was approved in the amount of \$250,000. Chino Hills entered into a contract with Department of Water Resources (“DWR”) on December 30, 2008 in order to make use of these funds and all such funds have been appropriated and expended; and

H. Chino Hills has begun to implement the ASR Project pursuant to its agreement with DWR (“DWR Grant Agreement”) and its amendments, and shall ensure completion of the ASR Project and compliance with all DWR terms. In March 2014, Amendment 3 to the DWR Grant Agreement

was approved. Amendment 3 revised the scope of work, budget, schedule, and some of the terms of the DWR Grant Agreement. The ASR Project scope of work was revised to include two phases. Phase 1 includes tasks that will be completed under the DWR Grant Agreement and funded through the DWR Grant Agreement and in, part, by Watermaster and Chino Hills; Phase 2 will include additional tasks necessary to complete the project, but which are not subject to this Cost Sharing Agreement. Chino Hills expects to expend approximately \$500,000 on Phase 2 of the DWR Project.

AGREEMENT TERMS

1. PURPOSE

Through this Agreement, the Parties wish to clarify the respective responsibilities of each Party for the purpose of the implementation and funding of Phase 1 of the ASR Project. Much of this work has already been completed, and thus this agreement reflects the understanding between the Parties of each Party's responsibility for funding and paying remaining invoices.

2. SCOPE

This Agreement establishes a cost sharing arrangement for the tasks composing Phase 1 of the ASR Project, as the Phase 1 tasks are defined in the Scope of Work included in that document referenced above as "Amendment 3" to the DWR Grant Agreement 4600008330 dated March 20, 2014, attached as Exhibit A and incorporated by reference into this Agreement ("Scope of Work").

3. WATERMASTER RESPONSIBILITIES

3.1 Watermaster will fund the Phase 1 tasks in an amount not to exceed the \$368,058. Watermaster shall not fund any activities not described in the Scope of Work as Phase 1 tasks, including, but not limited to, the purchase of water to be used for aquifer recharge in the ASR Project.

3.2 For any Phase 1 work performed by Wildermuth Environmental, Inc. ("WEI"), which administered the ASR Project on behalf of Watermaster, Watermaster will pay the invoices for such work from the money budgeted in the Watermaster budget to fund the Scope of Work. The remaining total to be paid to WEI shall not exceed \$101,412.13. Watermaster will provide Chino Hills with copies of the WEI invoices for submission to DWR within thirty (30) days of the execution of this Agreement.

3.3 Watermaster will assist Chino Hills in the preparation of status reports required under the DWR Grant Agreement, and such assistance shall be funded as a part of the work plan.

3.4 Schedule of Payment.

3.4.1 Within thirty (30) days of execution of this agreement, Watermaster shall reimburse the City for expenditures of \$155,256.85 made to vendors, on invoices that the City has already submitted to Watermaster.

3.4.2 Within thirty (30) days of the execution of this Agreement, Watermaster shall also pay three 2014 invoices submitted by Geoscience to Watermaster in the total amount of \$15,952.00 directly to Geoscience.

3.4.3 Within thirty (30) days of completion of the Scope of Work, Watermaster shall reimburse City an additional \$29,285.99 for payment of invoices to contractors on the Scope of Work.

3.4.4 These payments set forth in this Article 3 are obligations of Watermaster and shall survive the termination of this Agreement pursuant to Section 6 below.

4. CHINO HILLS RESPONSIBILITIES

4.1 Chino Hills shall lead all aspects of ASR Project administration (i.e., invoicing, grant funds, grant administration, sub-contractors, etc.) except for the work done by WEI and the payment of invoices submitted by Geoscience in 2014 totaling \$15,952.00.

4.2 Chino Hills has submitted invoices for qualifying work to DWR for reimbursement pursuant to the terms the DWR Grant Agreement and been paid the full \$250,000 under the DWR Grant.

4.3 For any work performed by Chino Hills or its consultants that qualifies for reimbursement by Watermaster, Chino Hills has already or will submit invoices for such work to Watermaster for reimbursement.

5. BUDGET AND COST ALLOCATION

5.1 **Total Financial Contribution.** Amendment 3 of the DWR Grant Agreement modified the anticipated project costs for Phase 1 of the ASR Project. The ASR Project shall be funded according to the following allocations:

Total funding from DWR Grant Agreement	\$250,000
Maximum Watermaster contribution, including \$167,563.16 already paid and \$184,542.84 pending payments to City of Chino Hills and \$15,952 pending payments to Geoscience	\$368,058
Expected Chino Hills total contribution	\$46,306.20
Expected total ASR Project Costs, Phase 1	\$664,364.20

Chino Hills is responsible for any additional costs associated with the ASR Project, including tasks in Phase 1 and Phase 2 described in this Agreement in the Recitals, at section "H".

5.2 **Project Expenditures.** The Parties agree that the following project contributions have been paid or will be paid as follows:

DWR Invoices	\$250,000.00
Watermaster Contributions: includes \$184,542.84 pending payments to the City and \$15,952 pending payments to Geoscience	\$368,058.00
Chino Hills Contribution: this reflects \$75,592.19 currently expended, less the \$29,285.99 reimbursement from Watermaster withheld until completion of the Scope of Work	\$46,306.20
Total Expenditures	\$664,364.20

6. TERM

6.1 Term. This agreement shall remain in effect from June 22, 2017 (“Effective Date”) through completion of the ASR Project, unless terminated pursuant to Section 6.2, below.

6.2 Termination. This Agreement shall be mutually terminable at any time by majority vote of either Party’s governing body, within each Party’s sole discretion. Termination shall not relieve the terminating party from its obligations accruing prior to termination, including the payment of monies due for work performed prior to the date of termination and project settlements costs thereof, which shall all be paid after receipt of an invoice as provided in Article 3, above. The parties agree that the responsibilities of Watermaster to pay invoices to Chino Hills and Geoscience set forth in Article 3 of this Agreement above accrue upon execution of this Agreement, so termination shall not relieve Watermaster of its duty to pay such obligations.

7. INDEMNITY

7.1 Chino Hills shall indemnify Watermaster against and hold Watermaster harmless from any and all claims, suits, losses, damages, and liability for damages of every name, kind and description, including attorneys' fees and other costs of defense incurred, brought for, or on account of, injuries to or death of any person, including, but not limited to, workers, the public, or damage to property, or any economic or consequential losses, which are claimed to or in any way arise out of or are connected with Chino Hills’ activities pursuant to this Agreement. The provisions of this Section 7 shall survive termination of this Agreement.

7.2 Watermaster shall indemnify Chino Hills against and hold Chino Hills harmless from any and all claims, suits, losses, damages, and liability for damages of every name, kind and description, including attorneys' fees and other costs of defense incurred, brought for, or on account of, injuries to or death of any person, including, but not limited to, workers, the public, or damage to property, or any economic or consequential losses, which are claimed to or in any way arise out of or are connected with Watermaster’s activities pursuant to this Agreement. The provisions of this Section 7 shall survive termination of this Agreement.

8. GENERAL PROVISIONS

8.1 Notices. Any notice under this Agreement shall be deemed sufficient if given by one Party to the other in writing and: delivered in person; transmitted by electronic mail or facsimile (with acknowledgement of receipt provided by the receiving Party); or, by mailing the same by United States mail (postage prepaid, registered or certified, return receipt requested) or by Federal Express or other similar overnight delivery service, to the Party to whom the notice is directed at the address of such Party as follows:

If to Watermaster:
Chino Basin Watermaster
Attn: General Manager
9641 San Bernardino Road
Rancho Cucamonga, CA 91730

If to Chino Hills:
City of Chino Hills
Attn: City Manager
14000 City Center Drive
Chino Hills, CA 91709

Any communication given by mail shall be deemed delivered two (2) business days after such mailing date, and any written communication given by overnight delivery service shall be deemed delivered one (1) business day after the dispatch date. Either Party may change its address by giving the other Party notice of its new address.

8.2 Assignability. The Parties may not assign all or any part of this Agreement without advance written consent of each Party's governing board.

8.3 Waiver. No waiver by any Party of any of the provisions shall be effective unless explicitly stated in writing and executed by the Party so waiving. Except as provided in the preceding sentence, no action taken pursuant to this Agreement, including, without limitation, any investigation by or on behalf of any Party, shall be deemed to constitute a waiver by the Party taking such action of compliance with any representations, warranties, covenants, or agreements contained in this Agreement, and in any documents delivered or to be delivered pursuant to this Agreement. The waiver by any Party of a breach of any provision of this Agreement shall not operate or be construed as a waiver of any subsequent breach. No waiver of any of the provisions of this Agreement shall be deemed, or shall constitute, a waiver of any other provision, whether or not similar, nor shall any waiver constitute a continuing waiver.

8.4 Headings. The section headings contained in this Agreement are for convenience and reference only and shall not affect the meaning or interpretation of this Agreement.

8.5 Severability. If any term, provision, covenant or condition of this Agreement shall be or become illegal, null, void or unenforceable, the remaining provisions of this Agreement shall remain in full force and effect, and shall not be affected, impaired or invalidated. The term, provision, covenant or condition that is so invalidated, voided or held to be unenforceable, shall be modified or changed by the Parties to the extent possible to carry out the intentions and directives set forth in this Agreement.

8.6 Governing Law. This Agreement shall be governed by, and interpreted in accordance with, the laws of the State of California. This Agreement shall be specifically enforceable in the Court maintaining jurisdiction over the case Chino Basin Municipal Water District v. City of Chino, San Bernardino Superior Court Case No. RCV 51010.

8.7 Parties in Interest. Nothing in this Agreement, whether expressed or implied, is intended to confer any rights or remedies under or by reason of this Agreement on any persons other than the Parties to it and their respective successors and assigns, nor is anything in this Agreement intended to relieve or discharge the obligation or liability of any third persons to any party to this Agreement, nor shall any provision give any third persons any right of subrogation or action against any party to this Agreement.

8.8 Attorney Fees. In any dispute under this agreement between the Parties, each Party shall bear its own legal costs and expenses.

8.9 Good Faith. The Parties agree to exercise their best efforts and utmost good faith to effectuate all the terms and conditions of this Agreement and to execute such further instruments or documents as are necessary or appropriate to effectuate all of the terms and conditions of this Agreement.

8.10 Construction. The provisions of this Agreement should be liberally construed to effectuate its purposes. The language of all parts of this Agreement shall be construed simply according to its plain meaning and shall not be construed for or against either Party, as each Party has participated in the drafting of this document and had the opportunity to have their counsel review it. Whenever the context and construction so requires, all words used in the singular shall be deemed to be used in the plural, all masculine shall include the feminine and neuter, and vice versa.

8.11 Entire Agreement. This Agreement contains the entire understanding and agreement of the Parties with respect to the implementation and funding of the ASR Project, and supersedes all prior agreements and understandings, oral and written, between the Parties concerning the subject matter of this agreement. There have been no binding promises, representations, agreements, warranties or undertakings by any of the Parties, either oral or written, of any character or nature, except as stated in this Agreement. This Agreement may be altered, amended or modified only by an instrument in writing, executed by the Parties to this Agreement and by no other means. Each Party waives its future right to claim, contest or assert that this Agreement was modified, canceled, superseded or changed by any oral agreement, course of conduct, waiver or estoppels.

8.12 Counterparts. This Agreement may be executed in any number of counterparts, each of which shall be deemed to be an original, but all of which shall constitute one and the same instrument.

IN WITNESS WHEREOF, the Parties have executed this Agreement on the day and year and at the place first written above.

CHINO BASIN WATERMASTER

CITY OF CHINO HILLS

By _____

By _____

Art Bennett, Mayor

Title _____

ATTEST:

By _____

Cheryl Balz
City Clerk

Title _____

APPROVED AS TO FORM:

Mark D. Hensley
City Attorney

By _____

PETER KAVOUNAS
General Manager

CHINO BASIN WATERMASTER

I. CONSENT CALENDAR

D. REQUEST FOR STORAGE AGREEMENTS



CHINO BASIN WATERMASTER

9641 San Bernardino Road, Rancho Cucamonga, Ca 91730
Tel: (909) 484.3888 Fax: (909) 484-3890 www.cbwm.org

PETER KAVOUNAS, P.E.
General Manager

DATE: June 15, 2017

TO: Watermaster Interested Parties

SUBJECT: Summary and Analysis of Proposed Local Storage Agreements

Summary –

There does not appear to be a potential material physical injury to a party or to the basin from the proposed agreements as presented.

Issue –

- Consideration of Local Storage Agreements –Storage of Excess Carryover Water by members of Appropriative Pool in amounts as shown in the Assessment Package Approved November 17, 2016.

Recommendation –

1. Continue monitoring as planned in the Optimum Basin Management Program.
2. Use all new or revised information when analyzing the hydrologic balance and report to Watermaster if a potential for material physical injury is discovered, and
3. Approve the agreements as presented.

Fiscal Impact – None.

BACKGROUND

The Court approved the Peace Agreement, the Implementation Plan and the goals and objectives identified in the OBMP Phase I Report on July 13, 2000, and ordered Watermaster to proceed in a manner consistent with the Peace Agreement. Under the Peace Agreement, Watermaster approval is required for applications to store, recapture, recharge or transfer water, as well as for applications for credits or reimbursements and storage and recovery programs.

Where there is no material physical injury, Watermaster must approve the transaction. Where the request for Watermaster approval is submitted by a party to the Judgment, there is a rebuttable presumption that most of the transactions do not result in Material Physical Injury to a party to the Judgment or the Basin (Storage and Recovery Programs do not have this presumption).

The following application for a Local Storage Agreement is attached with the notice of consideration.

- Consideration of Local Storage Agreements –Storage of Excess Carryover Water by members of the Appropriative Pool in amounts as shown in the Assessment Package Approved November 17, 2016.

Notice of the consideration identified above was mailed on February 3, 2017.

DISCUSSION

Watermaster has consistently tracked water in storage accounts and reported account balances in the annual assessment packages. Accounting for stored water is accurate and complete. However, the Judgment and Peace Agreement require more. There need to be actual agreements with Watermaster for storage and recovery of stored water. (Peace Agreement §5.2; Restated Judgment, Exhibit G, Non-Agricultural Pool Pooling Plan ¶7; Restated Judgment Exhibit H, Appropriative Pool Plan ¶12.) The following accounts need to have agreements executed to bring Watermaster in compliance with the storage management requirements: Appropriative Pool parties' Excess Carry-Over, Recycled Water, and some Supplemental (Post-2000) Water accounts; and Non-Agricultural Pool Excess Carry-Over and Supplemental Water accounts.

To establish valid agreements for storage accounts, refresh expired agreements, and fully recognize the investments made in the stored water supplies, Watermaster has prepared proposed standard agreements for each account that requires a valid agreement for the parties' review.

The agreements as noticed on February 3, 2017 included all four local storage agreements on one "universal" application for Overlying (Non-Agricultural) Pool Excess Carryover, Overlying (Non-Agricultural) Pool Supplemental Water, Appropriative Pool Excess Carryover, and Appropriative Pool Supplemental Water. On May 3, 2017, the Overlying (Agricultural) Pool submitted a contest to the Appropriative Pool Excess Carryover application. The three storage agreement applications that were not the subject of the contest were brought forward on May 18, 2017 for Advisory Committee and May 25, 2017 Board consideration as individual items. On June 8, 2017 the Appropriative and Overlying (Agricultural) Pools entered into a tolling agreement tolling the Agricultural Pool's Contest of the Appropriators' storage agreements for Excess Carry Over accounts through July 1, 2018. Consequently, storage agreements for the Appropriative Pool's Excess Carry Over accounts are now brought forth for approval.

The agreements would cover the amount of water that each account holder has in each account, shown in the latest approved annual Assessment Package. Agreements would be valid for the duration of the Peace Agreement, and quantities in storage would be automatically updated when new Assessment Packages are approved in the future, as long as the cumulative amount in storage is less than the Safe Storage Capacity, and without Material Physical Injury.

The 500,000 ac-ft Safe Storage Capacity threshold analyzed in the OBMP Implementation Plan PEIR has been re-examined. An addendum to the OBMP Implementation Plan Environmental Impact Report was adopted by the IEUA Board of Directors on March 15, 2017, evaluating and finding no environmental effects associated with Safe Storage Capacity of up to 600,000 ac-ft, through June 30, 2021.

Per the Peace Agreements, standard losses will be applied to all water placed into this Local Supplemental Storage Account in a similar manner to all other water in storage.

Attachment

1. Form 1 – Application for Local Storage Agreement

APPLICATION FOR LOCAL STORAGE AGREEMENT

APPLICANT

Watermaster Non-Agricultural and Appropriative Pool Parties With Stored Water Accounts - see attached table

Name of Party

February 1, 2017

Date Requested

Date Approved

Various

Street Address

Amount shown in latest approved Assessment Pkg. Acre-feet

Amount Requested

Acre-feet

Amount Approved

Various

City

CA

State

Various

Zip Code

Telephone: Various

Facsimile: Various

TYPE OF WATER TO BE PLACED IN STORAGE

[X] Excess Carry Over [] Local Supplemental or Imported [X] Both

PURPOSE OF STORAGE - Check all that may apply

- [X] Stabilize or reduce future water costs/assessments.
[X] Facilitate utilization of other available sources of supply.
[X] Facilitate replenishment under certain well sites.
[X] Preserve pumping right for a changed future potential use.
[X] Other, explain Any other purpose not listed above and as approved by Watermaster.

METHOD AND LOCATION OF PLACEMENT IN STORAGE - Check and attach all that may apply

- [] Recharge (Form 2)
[] Transfer of Right to Water in Storage (Form 3)
[] Transfer from another party to the Judgment (Form 5)
[N/A] This water has already been accounted for in the annual Assessment Package.

METHOD AND LOCATION OF RECAPTURE FROM STORAGE - Check and attach all that may apply

- [] Pump from my wells (Form 4)
[] Transfer to another party to the Judgment (Form 3)
The Method and Location of Recapture from Storage varies by party and is subject to the provisions of the storage agreement.

WATER QUALITY AND WATER LEVELS

What is the existing water quality and what are the existing water levels in the areas that are likely to be affected?

The latest existing water quality and water levels throughout the basin are shown in the latest State of the Basin Report.

MATERIAL PHYSICAL INJURY

Is the Applicant aware of any potential Material Physical Injury to a party to the Judgment or the Basin that may be caused by the action covered by the application? Yes [] No [X]

If yes, what are the proposed mitigation measures, if any, that might reasonably be imposed to ensure that the action does not result in Material Physical Injury to a party to the Judgment or the Basin?

ADDITIONAL INFORMATION ATTACHED

Yes [] No []

Various Parties _____
Applicant

TO BE COMPLETED BY WATERMASTER:

DATE OF APPROVAL FROM NON-AGRICULTURAL POOL: _____

DATE OF APPROVAL FROM AGRICULTURAL POOL: _____

DATE OF APPROVAL FROM APPROPRIATIVE POOL: _____

HEARING DATE, IF ANY: _____

DATE OF ADVISORY COMMITTEE APPROVAL: _____

DATE OF BOARD APPROVAL: _____ Agreement # _____

STORAGE ACCOUNT BALANCES BY PARTY (APPROVED 2016/17 ASSESSMENT PACKAGE)

PARTY NAME	PARTY ADDRESS	CONTACT PERSON	EXCESS CARRYOVER	SUPPLEMENTAL-RECYCLED WATER	NEW (POST 7/01/200) ACCOUNT
POOL 3					
Arrowhead Mountain Spring Water	405 N. Indian Hill Blvd., Claremont, CA 91711-4614	Kevin Sage	0.000	0.000	0.000
Chino Hills, City of	3210 E. Guasti Road, Suite 100, Ontario, CA 91761	Ron Craig	8,324.717	6,297.869	0.000
Chino, City of	5050 Schaefer Ave., Chino, CA 91710-5549	Dave Crosley	74,352.355	7,332.550	1,932.027
Cucamonga Valley Water District	10440 Ashford St., Rancho Cucamonga, CA 91729	Martin Zvirbulis	44,855.775	16,543.393	639.694
Fontana Union Water Company	PO Box 987, Fontana, CA 92334	Crus Fealy	0.000	0.000	0.000
Fontana Water Company	PO Box 987, Fontana, CA 92334	Josh Swift	2,946.211	0.000	310.937
Fontana, City of	16489 Orange Way, Fontana, CA 92335	Chuck Hays	0.000	0.000	0.000
Golden State Water Company	401 S. San Dimas Canyon Road, San Dimas, CA 91733	Ben Lewis	1,177.867	0.000	57.361
Jurupa Community Services District	11201 Harrel St., Mira Loma, CA 91752	Todd Corbin	19,305.277	4,364.709	98.000
Marygold Mutual Water Company	9725 Alder Ave., Bloomington, CA 92316	Justin Brokaw	615.741	0.000	95.885
Monte Vista Irrigation Company	PO Box 71, Montclair, CA 91763	Van Jew	6,958.144	0.000	324.064
Monte Vista Water District	PO Box 71, Montclair, CA 91763	Justin Scott-Coe	8,474.427	3,081.672	2,126.929
Niagara Bottling, LLC.	2560 E. Philadelphia St., Ontario, CA 91761	Geoffrey Kamansky	0.000	0.000	2,067.554
Nicholson Trust	PO Box 987, Fontana, CA 92334	Josh Swift	1.094	0.000	0.000
Norco, City of	2870 Clark Ave., Norco, CA 92860	Chad Blais	3,584.642	0.000	96.645
Ontario, City of	1425 S. Bon View Ave., Ontario, CA 91761	Scott Burton	38,948.088	28,569.789	4,820.509
Pomona, City of	148 N.Huntington St., Pomona, CA 91768	Darron Poulsen	34,375.937	0.000	1,564.226
San Antonio Water Company	139 N. Euclid Ave., Upland, CA 91786	Teri Layton	1,378.550	0.000	1,181.718
San Bernardino, County of (Shooting Park)	385 North Arrowhead Ave., 5th Floor, San Bernardino, CA 92415	Bob Page	0.000	0.000	0.000
Santa Ana River Water Company	10530 54th Street, Jurupa Valley, CA 91752	Arnold Rodriguez	3,432.699	0.000	482.424
Upland, City of	PO Box 460, Upland, CA 91785-0460	Rosemary Hoerning	18,937.868	6,983.833	0.000
West End Consolidated Water Co.	PO Box 460, Upland, CA 91785-0460	Rosemary Hoerning	4,882.090	0.000	453.796
West Valley Water District	PO Box 920, Rialto, CA 92377	Thomas Crowley	7,205.671	0.000	308.572
POOL 2					
Ameron International Corp.	10681 Foothill Blvd., Suite 450, Rancho Cucamonga, CA 91730	Jeffrey Bruny	508.080	0.000	0.000
Auto Club Speedway	9300 Cherry Ave., Fontana, CA 92335	Brian Geye	668.720	0.000	0.000
California Steel Industries	PO Box 5080, Fontana, CA 92335	Ramsey Haddad	1,600.326	0.000	0.000
Calmat Co.	405 N. Indian Hill Blvd., Claremont, CA 91711-4614	Bob Bowcock	5.012	0.000	0.000
General Electric Co.	3135 Easton Turnpike, E1G, Fairfield, CT 06828	Randall McAlister	0.000	0.000	0.000
Hamner Park Associates (Swan Lake MHP)	1801 E. Edinger Ave., Suite 230, Santa Ana, CA 92705	David Starnes	1,322.712	0.000	0.000
Monte Vista Water District (Non-Ag)	PO Box 71, Montclair, CA 91763	Mark Kinsey	0.000	0.000	0.000
NRG California South LP	8996 Etiwanda Ave., Rancho Cucamonga, CA 91739	Marco Tule	1,792.912	0.000	0.000
Ontario, City of (Non-Ag)	1425 S. Bon View, Ontario, CA 91761-4406	Tom O'Neill	3,971.041	0.000	0.000
Praxair, Inc.	5735 East Airport Drive, Ontario, CA 91761	Roger Han	60.027	0.000	0.000
Riboli Family / San Antonio Winery	737 Lamar St., Los Angeles, CA 90031-9990	Steve Riboli	0.000	0.000	0.000
San Bernardino, County of (Airports)	385 North Arrowhead Ave., 5th Floor, San Bernardino, CA 92415	Bob Page	20.415	0.000	0.000
Southern California Edison	2131 Walnut Grove Ave., 2nd Floor, Rosemead, CA 91770	Erika Clement	0.000	0.000	0.000
Southern Service Co. (Angelica)	1575 N. Case St., Orange, CA 92867-3635	Dennis Dooley	0.000	0.000	0.000
Space Center Mira Loma, Inc.	3401 Etiwanda Ave., Jurupa Valley, CA 91752	Tom Cruikshank	0.000	0.000	0.000
TAMCO	12459-B Arrow Route, Rancho Cucamonga, CA 91739	Jesse White	0.000	0.000	0.000

THIS PAGE
HAS
INTENTIONALLY
BEEN LEFT
BLANK
FOR PAGINATION

CHINO BASIN WATERMASTER

- I. CONSENT CALENDAR
- E. WATER TRANSACTIONS

CHINO BASIN WATERMASTER

NOTICE

OF

APPLICATION(S)

RECEIVED FOR

WATER TRANSACTIONS – ACTIVITIES

Date of Notice:

May 4, 2017

This notice is to advise interested persons that the attached application(s) will come before the Watermaster Board on or after 30 days from the date of this notice.

NOTICE OF APPLICATION(S) RECEIVED

Date of Application: **May 3, 2017**

Date of this notice: **May 4, 2017**

Please take notice that the following Application has been received by Watermaster:

- Notice of Sale or Transfer – The purchase of 4,000.000 acre-feet of water from the City of Pomona by Cucamonga Valley Water District. This purchase is made from the City of Pomona’s Excess Carryover Account.

This *Application* will first be considered by each of the respective pool committees on the following dates:

Appropriative Pool: May 11, 2017

Non-Agricultural Pool: May 11, 2017

Agricultural Pool: May 11, 2017

This *Application* will be scheduled for consideration by the Advisory Committee *no earlier than thirty days from the date of this notice and a minimum of twenty-one calendar days* after the last pool committee reviews it.

After consideration by the Advisory Committee, the *Application* will be considered by the Board.

Unless the *Application* is amended, parties to the Judgment may file *Contests* to the *Application* with Watermaster *within seven calendar days* of when the last pool committee considers it. Any *Contest* must be in writing and state the basis of the *Contest*.

Watermaster address:

Chino Basin Watermaster
9641 San Bernardino Road
Rancho Cucamonga, CA 91730

Tel: (909) 484-3888
Fax: (909) 484-3890

CHINO BASIN WATERMASTER

NOTICE OF TRANSFER OF WATER

Notification Dated: May 4, 2017

A party to the Judgment has submitted a proposed transfer of water for Watermaster approval. Unless contrary evidence is presented to Watermaster that overcomes the rebuttable presumption provided in Section 5.3(b)(iii) of the Peace Agreement, Watermaster must find that there is “no material physical injury” and approve the transfer. Watermaster staff is not aware of any evidence to suggest that this transfer would cause material physical injury and hereby provides this notice to advise interested persons that this transfer will come before the Watermaster Board on or after 30 days from the date of this notice. The attached staff report will be included in the meeting package at the time the transfer begins the Watermaster process (comes before Watermaster).

THIS PAGE
HAS
INTENTIONALLY
BEEN LEFT
BLANK
FOR PAGINATION



CHINO BASIN WATERMASTER

9641 San Bernardino Road, Rancho Cucamonga, Ca 91730

Tel: (909) 484.3888 Fax: (909) 484-3890 www.cbwm.org

PETER KAVOUNAS, P.E.
General Manager

DATE: May 4, 2017
TO: Watermaster Interested Parties
SUBJECT: Summary and Analysis of Application for Water Transaction

Summary –

There does not appear to be a potential material physical injury to a party or to the basin from the proposed transaction as presented.

Issue –

- Notice of Sale or Transfer – The purchase of 4,000,000 acre-feet of water from the City of Pomona by Cucamonga Valley Water District. This purchase is made from the City of Pomona's Excess Carryover Account.

Recommendation –

1. Continue monitoring as planned in the Optimum Basin Management Program.
2. Use all new or revised information when analyzing the hydrologic balance and report to Watermaster if a potential for material physical injury is discovered, and
3. Approve the transaction as presented.

Fiscal Impact –

- None
 May reduce assessments under the 85/15 rule
 Reduce desalter replenishment costs

Background

The Court approved the Peace Agreement, the Implementation Plan and the goals and objectives identified in the OBMP Phase I Report on July 13, 2000, and ordered Watermaster to proceed in a manner consistent with the Peace Agreement. Under the Peace Agreement, Watermaster approval is required for applications to store, recapture, recharge or transfer water, as well as for applications for credits or reimbursements and storage and recovery programs.

Where there is no material physical injury, Watermaster must approve the transaction. Where the request for Watermaster approval is submitted by a party to the Judgment, there is a rebuttable presumption that most of the transactions do not result in Material Physical Injury to a party to the Judgment or the Basin (Storage and Recovery Programs do not have this presumption).

The following application for water transaction is attached with the notice of application.

- Notice of Sale or Transfer – The purchase of 4,000,000 acre-feet of water from the City of Pomona by Cucamonga Valley Water District. This purchase is made from the City of Pomona's Excess Carryover Account.

Notice of the water transaction identified above was mailed on May 4, 2017 along with the materials submitted by the requestors.

DISCUSSION

Water transactions occur each year and are included as production by the respective entity (if produced) in any relevant analyses conducted by Wildermuth Environmental pursuant to the Peace Agreement and the Rules & Regulations. There is no indication additional analysis regarding this transaction is necessary at this time. As part of the OBMP Implementation Plan, continued measurement of water levels and the installation of extensometers are planned. Based on no real change in the available data, we cannot conclude that the proposed water transaction will cause material physical injury to a party or to the Basin.

**CONSOLIDATED WATER TRANSFER FORMS:
 FORM 3: APPLICATION FOR SALE OR TRANSFER OF RIGHT TO PRODUCE WATER FROM STORAGE
 FORM 4: APPLICATION OR AMENDMENT TO APPLICATION TO RECAPTURE WATER IN STORAGE
 FORM 5: APPLICATION TO TRANSFER ANNUAL PRODUCTION RIGHT OR SAFE YIELD**

FISCAL YEAR 2016 - 2017

DATE REQUESTED: May 3, 2017

AMOUNT REQUESTED: 4,000.00 Acre-Feet

TRANSFER FROM (SELLER / TRANSFEROR):	TRANSFER TO (BUYER / TRANSFEREE):
<u>City of Pomona</u>	<u>Cucamonga Valley Water District</u>
Name of Party	Name of Party
<u>505 S Garey Avenue</u>	<u>10440 Ashford Street</u>
Street Address	Street Address
<u>Pomona</u> <u>CA</u> <u>91766</u>	<u>Rancho Cucamonga</u> <u>CA</u> <u>91730-2799</u>
City State Zip Code	City State Zip Code
<u>(909) 620-2253</u>	<u>(909) 987-2591</u>
Telephone	Telephone
<u>(909) 620-6702</u>	<u>(909) 476-8032</u>
Facsimile	Facsimile

Have any other transfers been approved by Watermaster between these parties covering the same fiscal year? Yes No

PURPOSE OF TRANSFER:

- Pump when other sources of supply are curtailed
- Pump to meet current or future demand over and above production right
- Pump as necessary to stabilize future assessment amounts
- Other, explain _____

WATER IS TO BE TRANSFERRED FROM:

- Annual Production Right (Appropriative Pool) or Operating Safe Yield (Non-Agricultural Pool)
- Storage
- Annual Production Right / Operating Safe Yield first, then any additional from Storage
- Other, explain City of Pomona Excess Carryover

WATER IS TO BE TRANSFERRED TO:

- Annual Production Right / Operating Safe Yield (common)
- Storage (rare)
- Other, explain _____

IS THE 85/15 RULE EXPECTED TO APPLY? (If yes, all answers below must be "yes.") Yes No
 Is the Buyer an 85/15 Party? Yes No
 Is the purpose of the transfer to meet a current demand over and above production right? Yes No
 Is the water being placed into the Buyer's Annual Account? Yes No

IF WATER IS TO BE TRANSFERRED FROM STORAGE:	
Varies _____	_____
Projected Rate of Recapture _____	Projected Duration of Recapture _____
METHOD OF RECAPTURE (e.g. pumping, exchange, etc.):	
Pumping _____	
PLACE OF USE OF WATER TO BE RECAPTURED:	
Cucamonga Valley Water District Service Area within MZ2 _____	
LOCATION OF RECAPTURE FACILITIES (IF DIFFERENT FROM REGULAR PRODUCTION FACILITIES):	
N/A _____	

WATER QUALITY AND WATER LEVELS

Are the Parties aware of any water quality issues that exist in the area? Yes No
 If yes, please explain:

What are the existing water levels in the areas that are likely to be affected?

Static water levels varies from 441' – 595' _____

MATERIAL PHYSICAL INJURY

Are any of the recapture wells located within Management Zone 1? Yes No

Is the Applicant aware of any potential Material Physical Injury to a party to the Judgment or the Basin that may be caused by the action covered by the application? Yes No

If yes, what are the proposed mitigation measures, if any, that might reasonably be imposed to ensure that the action does not result in Material Physical Injury to a party to the Judgment or the Basin?

SAID TRANSFER SHALL BE CONDITIONED UPON:

- (1) Transferee shall exercise said right on behalf of Transferor under the terms of the Judgment, the Peace Agreement, the Peace II Agreement, and the Management Zone 1 Subsidence Management Plan for the period described above. The first water produced in any year shall be that produced pursuant to carry-over rights defined in the Judgment. After production of its carry-over rights, if any, the next (or first if no carry-over rights) water produced by Transferee from the Chino Basin shall be that produced hereunder.
- (2) Transferee shall put all waters utilized pursuant to said Transfer to reasonable beneficial use.
- (3) Transferee shall pay all Watermaster assessments on account of the water production hereby Transferred.
- (4) Any Transferee not already a party must Intervene and become a party to the Judgment.


ADDITIONAL INFORMATION ATTACHED

Yes No



Seller / Transferor Representative Signature

Darron Poulsen, Water & Wastewater OPS Director
Seller / Transferor Representative Name (Printed)



Buyer / Transferee Representative Signature

Martin E. Zvirbulis, General Manager/CEO
Buyer / Transferee Representative Name (Printed)

TO BE COMPLETED BY WATERMASTER STAFF:

DATE OF WATERMASTER NOTICE: _____

DATE OF APPROVAL FROM APPROPRIATIVE POOL: _____

DATE OF APPROVAL FROM NON-AGRICULTURAL POOL: _____

DATE OF APPROVAL FROM AGRICULTURAL POOL: _____

HEARING DATE, IF ANY: _____

DATE OF ADVISORY COMMITTEE APPROVAL: _____

DATE OF BOARD APPROVAL: _____

THIS PAGE
HAS
INTENTIONALLY
BEEN LEFT
BLANK
FOR PAGINATION

CHINO BASIN WATERMASTER

NOTICE

OF

APPLICATION(S)

RECEIVED FOR

WATER TRANSACTIONS – ACTIVITIES

Date of Notice:

May 4, 2017

This notice is to advise interested persons that the attached application(s) will come before the Watermaster Board on or after 30 days from the date of this notice.

NOTICE OF APPLICATION(S) RECEIVED

Date of Application: **May 3, 2017**

Date of this notice: **May 4, 2017**

Please take notice that the following Application has been received by Watermaster:

- Notice of Sale or Transfer – The purchase of 500.000 acre-feet of water from West Valley Water District by Cucamonga Valley Water District. This purchase is made from West Valley Water District’s Excess Carryover Account.

This *Application* will first be considered by each of the respective pool committees on the following dates:

Appropriative Pool:	May 11, 2017
Non-Agricultural Pool:	May 11, 2017
Agricultural Pool:	May 11, 2017

This *Application* will be scheduled for consideration by the Advisory Committee *no earlier than thirty days from the date of this notice and a minimum of twenty-one calendar days* after the last pool committee reviews it.

After consideration by the Advisory Committee, the *Application* will be considered by the Board.

Unless the *Application* is amended, parties to the Judgment may file *Contests* to the *Application* with Watermaster *within seven calendar days* of when the last pool committee considers it. Any *Contest* must be in writing and state the basis of the *Contest*.

Watermaster address:

Chino Basin Watermaster
9641 San Bernardino Road
Rancho Cucamonga, CA 91730

Tel: (909) 484-3888
Fax: (909) 484-3890

CHINO BASIN WATERMASTER

NOTICE OF TRANSFER OF WATER

Notification Dated: May 4, 2017

A party to the Judgment has submitted a proposed transfer of water for Watermaster approval. Unless contrary evidence is presented to Watermaster that overcomes the rebuttable presumption provided in Section 5.3(b)(iii) of the Peace Agreement, Watermaster must find that there is “no material physical injury” and approve the transfer. Watermaster staff is not aware of any evidence to suggest that this transfer would cause material physical injury and hereby provides this notice to advise interested persons that this transfer will come before the Watermaster Board on or after 30 days from the date of this notice. The attached staff report will be included in the meeting package at the time the transfer begins the Watermaster process (comes before Watermaster).

THIS PAGE
HAS
INTENTIONALLY
BEEN LEFT
BLANK
FOR PAGINATION



CHINO BASIN WATERMASTER

9641 San Bernardino Road, Rancho Cucamonga, Ca 91730

Tel: (909) 484.3888 Fax: (909) 484-3890 www.cbwm.org

PETER KAVOUNAS, P.E.
General Manager

DATE: May 4, 2017
TO: Watermaster Interested Parties
SUBJECT: Summary and Analysis of Application for Water Transaction

Summary –

There does not appear to be a potential material physical injury to a party or to the basin from the proposed transaction as presented.

Issue –

- Notice of Sale or Transfer – The purchase of 500,000 acre-feet of water from West Valley Water District by Cucamonga Valley Water District. This purchase is made from West Valley Water District's Excess Carryover Account.

Recommendation –

1. Continue monitoring as planned in the Optimum Basin Management Program.
2. Use all new or revised information when analyzing the hydrologic balance and report to Watermaster if a potential for material physical injury is discovered, and
3. Approve the transaction as presented.

Fiscal Impact –

- None
- May reduce assessments under the 85/15 rule
- Reduce desalter replenishment costs

Background

The Court approved the Peace Agreement, the Implementation Plan and the goals and objectives identified in the OBMP Phase I Report on July 13, 2000, and ordered Watermaster to proceed in a manner consistent with the Peace Agreement. Under the Peace Agreement, Watermaster approval is required for applications to store, recapture, recharge or transfer water, as well as for applications for credits or reimbursements and storage and recovery programs.

Where there is no material physical injury, Watermaster must approve the transaction. Where the request for Watermaster approval is submitted by a party to the Judgment, there is a rebuttable presumption that most of the transactions do not result in Material Physical Injury to a party to the Judgment or the Basin (Storage and Recovery Programs do not have this presumption).

The following application for water transaction is attached with the notice of application.

- Notice of Sale or Transfer – The purchase of 500,000 acre-feet of water from West Valley Water District by Cucamonga Valley Water District. This purchase is made from West Valley Water District's Excess Carryover Account.

Notice of the water transaction identified above was mailed on May 4, 2017 along with the materials submitted by the requestors.

DISCUSSION

Water transactions occur each year and are included as production by the respective entity (if produced) in any relevant analyses conducted by Wildermuth Environmental pursuant to the Peace Agreement and the Rules & Regulations. There is no indication additional analysis regarding this transaction is necessary at this time. As part of the OBMP Implementation Plan, continued measurement of water levels and the installation of extensometers are planned. Based on no real change in the available data, we cannot conclude that the proposed water transaction will cause material physical injury to a party or to the Basin.

**CONSOLIDATED WATER TRANSFER FORMS:
 FORM 3: APPLICATION FOR SALE OR TRANSFER OF RIGHT TO PRODUCE WATER FROM STORAGE
 FORM 4: APPLICATION OR AMENDMENT TO APPLICATION TO RECAPTURE WATER IN STORAGE
 FORM 5: APPLICATION TO TRANSFER ANNUAL PRODUCTION RIGHT OR SAFE YIELD**

FISCAL YEAR 20¹⁶ - 20¹⁷

DATE REQUESTED: May 3, 2017

AMOUNT REQUESTED: 500 Acre-Feet

TRANSFER FROM (SELLER / TRANSFEROR):	TRANSFER TO (BUYER / TRANSFEREE):
<u>West Valley Water District</u>	<u>Cucamonga Valley Water District</u>
Name of Party	Name of Party
<u>855 W Baseline Road</u>	<u>10440 Ashford Street</u>
Street Address	Street Address
<u>Railto</u> <u>CA</u> <u>92376</u>	<u>Rancho Cucamonga</u> <u>CA</u> <u>91730</u>
City State Zip Code	City State Zip Code
<u>(909) 875-1804</u>	<u>(909) 937-2591</u>
Telephone	Telephone
<u>(909) 875-7284</u>	<u>(909) 476-8032</u>
Facsimile	Facsimile

Have any other transfers been approved by Watermaster between these parties covering the same fiscal year? Yes No

PURPOSE OF TRANSFER:

- Pump when other sources of supply are curtailed
- Pump to meet current or future demand over and above production right
- Pump as necessary to stabilize future assessment amounts
- Other, explain _____

WATER IS TO BE TRANSFERRED FROM:

- Annual Production Right (Appropriative Pool) or Operating Safe Yield (Non-Agricultural Pool)
- Storage
- Annual Production Right / Operating Safe Yield first, then any additional from Storage
- Other, explain EXCESS CARRY-OVER

WATER IS TO BE TRANSFERRED TO:

- Annual Production Right / Operating Safe Yield (common)
- Storage (rare)
- Other, explain _____

IS THE 85/15 RULE EXPECTED TO APPLY? (If yes, all answers below must be "yes.") Yes No
Is the Buyer an 85/15 Party? Yes No
Is the purpose of the transfer to meet a current demand over and above production right? Yes No
Is the water being placed into the Buyer's Annual Account? Yes No

IF WATER IS TO BE TRANSFERRED FROM STORAGE:

Varies _____
Projected Rate of Recapture _____ Projected Duration of Recapture _____

METHOD OF RECAPTURE (e.g. pumping, exchange, etc.):

Pumping _____

PLACE OF USE OF WATER TO BE RECAPTURED:

Cucamonga Valley Water District Service Area within MZ2 _____

LOCATION OF RECAPTURE FACILITIES (IF DIFFERENT FROM REGULAR PRODUCTION FACILITIES):

N/A _____

WATER QUALITY AND WATER LEVELS

Are the Parties aware of any water quality issues that exist in the area? Yes No

If yes, please explain:

What are the existing water levels in the areas that are likely to be affected?

Static water levels varies from 441' – 595' _____

MATERIAL PHYSICAL INJURY

Are any of the recapture wells located within Management Zone 1? Yes No

Is the Applicant aware of any potential Material Physical Injury to a party to the Judgment or the Basin that may be caused by the action covered by the application? Yes No


If yes, what are the proposed mitigation measures, if any, that might reasonably be imposed to ensure that the action does not result in Material Physical Injury to a party to the Judgment or the Basin?

SAID TRANSFER SHALL BE CONDITIONED UPON:

- (1) Transferee shall exercise said right on behalf of Transferor under the terms of the Judgment, the Peace Agreement, the Peace II Agreement, and the Management Zone 1 Subsidence Management Plan for the period described above. The first water produced in any year shall be that produced pursuant to carry-over rights defined in the Judgment. After production of its carry-over rights, if any, the next (or first if no carry-over rights) water produced by Transferee from the Chino Basin shall be that produced hereunder.
- (2) Transferee shall put all waters utilized pursuant to said Transfer to reasonable beneficial use.
- (3) Transferee shall pay all Watermaster assessments on account of the water production hereby Transferred.
- (4) Any Transferee not already a party must Intervene and become a party to the Judgment.

ADDITIONAL INFORMATION ATTACHED

Yes No



Seller / Transferor Representative Signature

Matthew Litchfield, General Manager

Seller / Transferor Representative Name (Printed)



Buyer / Transferee Representative Signature

Martin E. Zvirbulis, General Manager/CEO

Buyer / Transferee Representative Name (Printed)

TO BE COMPLETED BY WATERMASTER STAFF:

DATE OF WATERMASTER NOTICE: _____

DATE OF APPROVAL FROM APPROPRIATIVE POOL: _____

DATE OF APPROVAL FROM NON-AGRICULTURAL POOL: _____

DATE OF APPROVAL FROM AGRICULTURAL POOL: _____

HEARING DATE, IF ANY: _____

DATE OF ADVISORY COMMITTEE APPROVAL: _____

DATE OF BOARD APPROVAL: _____

THIS PAGE
HAS
INTENTIONALLY
BEEN LEFT
BLANK
FOR PAGINATION

CHINO BASIN WATERMASTER

NOTICE

OF

APPLICATION(S)

RECEIVED FOR

WATER TRANSACTIONS – ACTIVITIES

Date of Notice:

May 4, 2017

This notice is to advise interested persons that the attached application(s) will come before the Watermaster Board on or after 30 days from the date of this notice.

NOTICE OF APPLICATION(S) RECEIVED

Date of Application: **May 3, 2017**

Date of this notice: **May 4, 2017**

Please take notice that the following Application has been received by Watermaster:

- Notice of Sale or Transfer – The purchase of 3,000.000 acre-feet of water from Cucamonga Valley Water District by Fontana Water Company. This purchase is made from Cucamonga Valley Water District’s Annual Production Right/Operating Safe Yield first, then any additional from storage.

This *Application* will first be considered by each of the respective pool committees on the following dates:

Appropriative Pool: May 11, 2017

Non-Agricultural Pool: May 11, 2017

Agricultural Pool: May 11, 2017

This *Application* will be scheduled for consideration by the Advisory Committee *no earlier than thirty days from the date of this notice and a minimum of twenty-one calendar days* after the last pool committee reviews it.

After consideration by the Advisory Committee, the *Application* will be considered by the Board.

Unless the *Application* is amended, parties to the Judgment may file *Contests* to the *Application* with Watermaster *within seven calendar days* of when the last pool committee considers it. Any *Contest* must be in writing and state the basis of the *Contest*.

Watermaster address:

Chino Basin Watermaster
9641 San Bernardino Road
Rancho Cucamonga, CA 91730

Tel: (909) 484-3888
Fax: (909) 484-3890

CHINO BASIN WATERMASTER

NOTICE OF TRANSFER OF WATER

Notification Dated: May 4, 2017

A party to the Judgment has submitted a proposed transfer of water for Watermaster approval. Unless contrary evidence is presented to Watermaster that overcomes the rebuttable presumption provided in Section 5.3(b)(iii) of the Peace Agreement, Watermaster must find that there is “no material physical injury” and approve the transfer. Watermaster staff is not aware of any evidence to suggest that this transfer would cause material physical injury and hereby provides this notice to advise interested persons that this transfer will come before the Watermaster Board on or after 30 days from the date of this notice. The attached staff report will be included in the meeting package at the time the transfer begins the Watermaster process (comes before Watermaster).

THIS PAGE
HAS
INTENTIONALLY
BEEN LEFT
BLANK
FOR PAGINATION



CHINO BASIN WATERMASTER

9641 San Bernardino Road, Rancho Cucamonga, Ca 91730

Tel: (909) 484.3888 Fax: (909) 484-3890 www.cbwm.org

PETER KAVOUNAS, P.E.
General Manager

DATE: May 4, 2017
TO: Watermaster Interested Parties
SUBJECT: Summary and Analysis of Application for Water Transaction

Summary –

There does not appear to be a potential material physical injury to a party or to the basin from the proposed transaction as presented.

Issue –

- Notice of Sale or Transfer – The purchase of 3,000,000 acre-feet of water from Cucamonga Valley Water District by Fontana Water Company. This purchase is made from Cucamonga Valley Water District's Annual Production Right/Operating Safe Yield first, then any additional from storage.

Recommendation –

1. Continue monitoring as planned in the Optimum Basin Management Program.
2. Use all new or revised information when analyzing the hydrologic balance and report to Watermaster if a potential for material physical injury is discovered, and
3. Approve the transaction as presented.

Fiscal Impact –

- None
- May reduce assessments under the 85/15 rule
- Reduce desalter replenishment costs

Background

The Court approved the Peace Agreement, the Implementation Plan and the goals and objectives identified in the OBMP Phase I Report on July 13, 2000, and ordered Watermaster to proceed in a manner consistent with the Peace Agreement. Under the Peace Agreement, Watermaster approval is required for applications to store, recapture, recharge or transfer water, as well as for applications for credits or reimbursements and storage and recovery programs.

Where there is no material physical injury, Watermaster must approve the transaction. Where the request for Watermaster approval is submitted by a party to the Judgment, there is a rebuttable presumption that most of the transactions do not result in Material Physical Injury to a party to the Judgment or the Basin (Storage and Recovery Programs do not have this presumption).

The following application for water transaction is attached with the notice of application.

- Notice of Sale or Transfer – The purchase of 3,000,000 acre-feet of water from Cucamonga Valley Water District by Fontana Water Company. This purchase is made from Cucamonga Valley Water District's Annual Production Right/Operating Safe Yield first, then any additional from storage.

Notice of the water transaction identified above was mailed on May 4, 2017 along with the materials submitted by the requestors.

DISCUSSION

Water transactions occur each year and are included as production by the respective entity (if produced) in any relevant analyses conducted by Wildermuth Environmental pursuant to the Peace Agreement and the Rules & Regulations. There is no indication additional analysis regarding this transaction is necessary at this time. As part of the OBMP Implementation Plan, continued measurement of water levels and the installation of extensometers are planned. Based on no real change in the available data, we cannot conclude that the proposed water transaction will cause material physical injury to a party or to the Basin.

CONSOLIDATED WATER TRANSFER FORMS:
 FORM 3: APPLICATION FOR SALE OR TRANSFER OF RIGHT TO PRODUCE WATER FROM STORAGE
 FORM 4: APPLICATION OR AMENDMENT TO APPLICATION TO RECAPTURE WATER IN STORAGE
 FORM 5: APPLICATION TO TRANSFER ANNUAL PRODUCTION RIGHT OR SAFE YIELD

FISCAL YEAR 20__ - 20__

DATE REQUESTED: May 3, 2017

AMOUNT REQUESTED: 3,000 Acre-Feet

TRANSFER FROM (SELLER / TRANSFEROR):	TRANSFER TO (BUYER / TRANSFEREE):
<u>Cucamonga Valley Water District</u> Name of Party	<u>Fontana Water Company</u> Name of Party
<u>10440 Ashford Street</u> Street Address	<u>15966 Arrow Route</u> Street Address
<u>Rancho Cucamonga</u> <u>CA</u> <u>91730</u> City State Zip Code	<u>Fontana</u> <u>CA</u> <u>92335</u> City State Zip Code
<u>(909) 937-2591</u> Telephone	<u>(909) 822-2201</u> Telephone
<u>(909) 476-8032</u> Facsimile	<u>(909) 823-5046</u> Facsimile

Have any other transfers been approved by Watermaster between these parties covering the same fiscal year? Yes No

PURPOSE OF TRANSFER:

- Pump when other sources of supply are curtailed
- Pump to meet current or future demand over and above production right
- Pump as necessary to stabilize future assessment amounts
- Other, explain _____

WATER IS TO BE TRANSFERRED FROM:

- Annual Production Right (Appropriative Pool) or Operating Safe Yield (Non-Agricultural Pool)
- Storage
- Annual Production Right / Operating Safe Yield first, then any additional from Storage
- Other, explain _____

WATER IS TO BE TRANSFERRED TO:

- Annual Production Right / Operating Safe Yield (common)
- Storage (rare)
- Other, explain _____

IS THE 85/15 RULE EXPECTED TO APPLY? (If yes, all answers below must be "yes.") Yes No
 Is the Buyer an 85/15 Party? Yes No
 Is the purpose of the transfer to meet a current demand over and above production right? Yes No
 Is the water being placed into the Buyer's Annual Account? Yes No

IF WATER IS TO BE TRANSFERRED FROM STORAGE:

Varies _____
 Projected Rate of Recapture _____ Projected Duration of Recapture _____

METHOD OF RECAPTURE (e.g. pumping, exchange, etc.):

Pumping _____

PLACE OF USE OF WATER TO BE RECAPTURED:

Fontana Water Company Service area in Chino Basin Management Zone 3 _____

LOCATION OF RECAPTURE FACILITIES (IF DIFFERENT FROM REGULAR PRODUCTION FACILITIES):

N/A _____

WATER QUALITY AND WATER LEVELS

Are the Parties aware of any water quality issues that exist in the area? Yes No

If yes, please explain:

Current perchlorate levels range from ND to 8.7 ppb (before treatment) and nitrate levels range from 2.1 to 9.1 ppm

What are the existing water levels in the areas that are likely to be affected?

Static water levels ranging from 314 feet bgs to 699 feet bgs as of December 2016

MATERIAL PHYSICAL INJURY

Are any of the recapture wells located within Management Zone 1? Yes No

Is the Applicant aware of any potential Material Physical Injury to a party to the Judgment or the Basin that may be caused by the action covered by the application? Yes No

If yes, what are the proposed mitigation measures, if any, that might reasonably be imposed to ensure that the action does not result in Material Physical Injury to a party to the Judgment or the Basin?

SAID TRANSFER SHALL BE CONDITIONED UPON:

- (1) Transferee shall exercise said right on behalf of Transferor under the terms of the Judgment, the Peace Agreement, the Peace II Agreement, and the Management Zone 1 Subsidence Management Plan for the period described above. The first water produced in any year shall be that produced pursuant to carry-over rights defined in the Judgment. After production of its carry-over rights, if any, the next (or first if no carry-over rights) water produced by Transferee from the Chino Basin shall be that produced hereunder.
- (2) Transferee shall put all waters utilized pursuant to said Transfer to reasonable beneficial use.
- (3) Transferee shall pay all Watermaster assessments on account of the water production hereby Transferred.
- (4) Any Transferee not already a party must Intervene and become a party to the Judgment.

ADDITIONAL INFORMATION ATTACHED

Yes No



 Seller / Transferor Representative Signature

Martin E. Zvirbulis, General Manager/CEO
 Seller / Transferor Representative Name (Printed)



 Buyer / Transferee Representative Signature

Josh Swift, General Manager
 Buyer / Transferee Representative Name (Printed)

TO BE COMPLETED BY WATERMASTER STAFF:

- DATE OF WATERMASTER NOTICE: _____
- DATE OF APPROVAL FROM APPROPRIATIVE POOL: _____
- DATE OF APPROVAL FROM NON-AGRICULTURAL POOL: _____
- DATE OF APPROVAL FROM AGRICULTURAL POOL: _____
- HEARING DATE, IF ANY: _____
- DATE OF ADVISORY COMMITTEE APPROVAL: _____
- DATE OF BOARD APPROVAL: _____

THIS PAGE
HAS
INTENTIONALLY
BEEN LEFT
BLANK
FOR PAGINATION

CHINO BASIN WATERMASTER

NOTICE

OF

APPLICATION(S)

RECEIVED FOR

WATER TRANSACTIONS – ACTIVITIES

Date of Notice:

May 4, 2017

This notice is to advise interested persons that the attached application(s) will come before the Watermaster Board on or after 30 days from the date of this notice.

NOTICE OF APPLICATION(S) RECEIVED

Date of Application: **May 3, 2017**

Date of this notice: **May 4, 2017**

Please take notice that the following Application has been received by Watermaster:

- Notice of Sale or Transfer – The purchase of 4,000.000 acre-feet of water from Cucamonga Valley Water District by Fontana Water Company. This purchase is made from Cucamonga Valley Water District’s storage account.

This *Application* will first be considered by each of the respective pool committees on the following dates:

Appropriative Pool:	May 11, 2017
Non-Agricultural Pool:	May 11, 2017
Agricultural Pool:	May 11, 2017

This *Application* will be scheduled for consideration by the Advisory Committee *no earlier than thirty days from the date of this notice and a minimum of twenty-one calendar days* after the last pool committee reviews it.

After consideration by the Advisory Committee, the *Application* will be considered by the Board.

Unless the *Application* is amended, parties to the Judgment may file *Contests* to the *Application* with Watermaster *within seven calendar days* of when the last pool committee considers it. Any *Contest* must be in writing and state the basis of the *Contest*.

Watermaster address:

Chino Basin Watermaster
9641 San Bernardino Road
Rancho Cucamonga, CA 91730

Tel: (909) 484-3888
Fax: (909) 484-3890

CHINO BASIN WATERMASTER

NOTICE OF TRANSFER OF WATER

Notification Dated: May 4, 2017

A party to the Judgment has submitted a proposed transfer of water for Watermaster approval. Unless contrary evidence is presented to Watermaster that overcomes the rebuttable presumption provided in Section 5.3(b)(iii) of the Peace Agreement, Watermaster must find that there is “no material physical injury” and approve the transfer. Watermaster staff is not aware of any evidence to suggest that this transfer would cause material physical injury and hereby provides this notice to advise interested persons that this transfer will come before the Watermaster Board on or after 30 days from the date of this notice. The attached staff report will be included in the meeting package at the time the transfer begins the Watermaster process (comes before Watermaster).

THIS PAGE
HAS
INTENTIONALLY
BEEN LEFT
BLANK
FOR PAGINATION



CHINO BASIN WATERMASTER

9641 San Bernardino Road, Rancho Cucamonga, Ca 91730

Tel: (909) 484.3888 Fax: (909) 484-3890 www.cbwm.org

PETER KAVOUNAS, P.E.
General Manager

DATE: May 4, 2017
TO: Watermaster Interested Parties
SUBJECT: Summary and Analysis of Application for Water Transaction

Summary –

There does not appear to be a potential material physical injury to a party or to the basin from the proposed transaction as presented.

Issue –

- Notice of Sale or Transfer – The purchase of 4,000,000 acre-feet of water from Cucamonga Valley Water District by Fontana Water Company. This purchase is made from Cucamonga Valley Water District's Annual Production Right/Operating Safe Yield first, then any additional from storage.

Recommendation –

1. Continue monitoring as planned in the Optimum Basin Management Program.
2. Use all new or revised information when analyzing the hydrologic balance and report to Watermaster if a potential for material physical injury is discovered, and
3. Approve the transaction as presented.

Fiscal Impact –

- None
- May reduce assessments under the 85/15 rule
- Reduce desalter replenishment costs

Background

The Court approved the Peace Agreement, the Implementation Plan and the goals and objectives identified in the OBMP Phase I Report on July 13, 2000, and ordered Watermaster to proceed in a manner consistent with the Peace Agreement. Under the Peace Agreement, Watermaster approval is required for applications to store, recapture, recharge or transfer water, as well as for applications for credits or reimbursements and storage and recovery programs.

Where there is no material physical injury, Watermaster must approve the transaction. Where the request for Watermaster approval is submitted by a party to the Judgment, there is a rebuttable presumption that most of the transactions do not result in Material Physical Injury to a party to the Judgment or the Basin (Storage and Recovery Programs do not have this presumption).

The following application for water transaction is attached with the notice of application.

- Notice of Sale or Transfer – The purchase of 4,000.000 acre-feet of water from Cucamonga Valley Water District by Fontana Water Company. This purchase is made from Cucamonga Valley Water District's Annual Production Right/Operating Safe Yield first, then any additional from storage.

Notice of the water transaction identified above was mailed on May 4, 2017 along with the materials submitted by the requestors.

DISCUSSION

Water transactions occur each year and are included as production by the respective entity (if produced) in any relevant analyses conducted by Wildermuth Environmental pursuant to the Peace Agreement and the Rules & Regulations. There is no indication additional analysis regarding this transaction is necessary at this time. As part of the OBMP Implementation Plan, continued measurement of water levels and the installation of extensometers are planned. Based on no real change in the available data, we cannot conclude that the proposed water transaction will cause material physical injury to a party or to the Basin.

**CONSOLIDATED WATER TRANSFER FORMS:
 FORM 3: APPLICATION FOR SALE OR TRANSFER OF RIGHT TO PRODUCE WATER FROM STORAGE
 FORM 4: APPLICATION OR AMENDMENT TO APPLICATION TO RECAPTURE WATER IN STORAGE
 FORM 5: APPLICATION TO TRANSFER ANNUAL PRODUCTION RIGHT OR SAFE YIELD**

FISCAL YEAR 20__ - 20__

DATE REQUESTED: May 3, 2017

AMOUNT REQUESTED: 4,000 Acre-Feet

<p>TRANSFER FROM (SELLER / TRANSFEROR):</p> <p><u>Cucamonga Valley Water District</u> Name of Party</p> <p><u>10440 Ashford Street</u> Street Address</p> <p><u>Rancho Cucamonga</u> <u>CA</u> <u>91730</u> City State Zip Code</p> <p><u>(909) 937-2591</u> Telephone</p> <p><u>(909) 476-8032</u> Facsimile</p>	<p>TRANSFER TO (BUYER / TRANSFEREE):</p> <p><u>Fontana Water Company</u> Name of Party</p> <p><u>15966 Arrow Route</u> Street Address</p> <p><u>Fontana</u> <u>CA</u> <u>92335</u> City State Zip Code</p> <p><u>(909) 822-2201</u> Telephone</p> <p><u>(909) 823-5046</u> Facsimile</p>
--	---

Have any other transfers been approved by Watermaster between these parties covering the same fiscal year? Yes No

PURPOSE OF TRANSFER:

- Pump when other sources of supply are curtailed
- Pump to meet current or future demand over and above production right
- Pump as necessary to stabilize future assessment amounts
- Other, explain _____

WATER IS TO BE TRANSFERRED FROM:

- Annual Production Right (Appropriative Pool) or Operating Safe Yield (Non-Agricultural Pool)
- Storage
- Annual Production Right / Operating Safe Yield first, then any additional from Storage
- Other, explain _____

WATER IS TO BE TRANSFERRED TO:

- Annual Production Right / Operating Safe Yield (common)
- Storage (rare)
- Other, explain _____

Consolidated Forms 3, 4 & 5 cont.

IS THE 85/15 RULE EXPECTED TO APPLY? (If yes, all answers below must be "yes.") Yes No
Is the Buyer an 85/15 Party? Yes No
Is the purpose of the transfer to meet a current demand over and above production right? Yes No
Is the water being placed into the Buyer's Annual Account? Yes No

IF WATER IS TO BE TRANSFERRED FROM STORAGE:	
<u>Varies</u>	
<u>Projected Rate of Recapture</u>	<u>Projected Duration of Recapture</u>
METHOD OF RECAPTURE (e.g. pumping, exchange, etc.):	
<u>Pumping</u>	
PLACE OF USE OF WATER TO BE RECAPTURED:	
<u>Fontana Water Company Service area in Chino Basin Management Zone 3</u>	
LOCATION OF RECAPTURE FACILITIES (IF DIFFERENT FROM REGULAR PRODUCTION FACILITIES):	
<u>N/A</u>	

WATER QUALITY AND WATER LEVELS

Are the Parties aware of any water quality issues that exist in the area? Yes No

If yes, please explain:

Current perchlorate levels range from ND to 8.7 ppb (before treatment) and nitrate levels range from 2.1 to 9.1 ppm

What are the existing water levels in the areas that are likely to be affected?

Static water levels ranging from 314 feet bgs to 699 feet bgs as of December 2016

MATERIAL PHYSICAL INJURY

Are any of the recapture wells located within Management Zone 1? Yes No

Is the Applicant aware of any potential Material Physical Injury to a party to the Judgment or the Basin that may be caused by the action covered by the application? Yes No

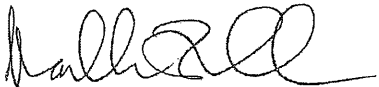
If yes, what are the proposed mitigation measures, if any, that might reasonably be imposed to ensure that the action does not result in Material Physical Injury to a party to the Judgment or the Basin?

SAID TRANSFER SHALL BE CONDITIONED UPON:

- (1) Transferee shall exercise said right on behalf of Transferor under the terms of the Judgment, the Peace Agreement, the Peace II Agreement, and the Management Zone 1 Subsidence Management Plan for the period described above. The first water produced in any year shall be that produced pursuant to carry-over rights defined in the Judgment. After production of its carry-over rights, if any, the next (or first if no carry-over rights) water produced by Transferee from the Chino Basin shall be that produced hereunder.
- (2) Transferee shall put all waters utilized pursuant to said Transfer to reasonable beneficial use.
- (3) Transferee shall pay all Watermaster assessments on account of the water production hereby Transferred.
- (4) Any Transferee not already a party must Intervene and become a party to the Judgment.


ADDITIONAL INFORMATION ATTACHED

Yes No



Seller / Transferor Representative Signature

Martin E. Zvirbulis, General Manager/CEO
Seller / Transferor Representative Name (Printed)



Buyer / Transferee Representative Signature

Josh Swift, General Manager
Buyer / Transferee Representative Name (Printed)

TO BE COMPLETED BY WATERMASTER STAFF:

DATE OF WATERMASTER NOTICE: _____

DATE OF APPROVAL FROM APPROPRIATIVE POOL: _____

DATE OF APPROVAL FROM NON-AGRICULTURAL POOL: _____

DATE OF APPROVAL FROM AGRICULTURAL POOL: _____

HEARING DATE, IF ANY: _____

DATE OF ADVISORY COMMITTEE APPROVAL: _____

DATE OF BOARD APPROVAL: _____

THIS PAGE
HAS
INTENTIONALLY
BEEN LEFT
BLANK
FOR PAGINATION

CHINO BASIN WATERMASTER

NOTICE

OF

APPLICATION(S)

RECEIVED FOR

WATER TRANSACTIONS – ACTIVITIES

Date of Notice:

May 4, 2017

This notice is to advise interested persons that the attached application(s) will come before the Watermaster Board on or after 30 days from the date of this notice.

NOTICE OF APPLICATION(S) RECEIVED

Date of Application: **May 2, 2017**

Date of this notice: **May 4, 2017**

Please take notice that the following Application has been received by Watermaster:

- Notice of Sale or Transfer – The purchase of 399.260 acre-feet of water from the City of Chino by the City of Ontario. This purchase is made from the City of Chino’s Excess Carryover Account.

This *Application* will first be considered by each of the respective pool committees on the following dates:

Appropriative Pool:	May 11, 2017
Non-Agricultural Pool:	May 11, 2017
Agricultural Pool:	May 11, 2017

This *Application* will be scheduled for consideration by the Advisory Committee *no earlier than thirty days from the date of this notice and a minimum of twenty-one calendar days* after the last pool committee reviews it.

After consideration by the Advisory Committee, the *Application* will be considered by the Board.

Unless the *Application* is amended, parties to the Judgment may file *Contests* to the *Application* with Watermaster *within seven calendar days* of when the last pool committee considers it. Any *Contest* must be in writing and state the basis of the *Contest*.

Watermaster address:

Chino Basin Watermaster
9641 San Bernardino Road
Rancho Cucamonga, CA 91730

Tel: (909) 484-3888
Fax: (909) 484-3890

CHINO BASIN WATERMASTER

NOTICE OF TRANSFER OF WATER

Notification Dated: May 4, 2017

A party to the Judgment has submitted a proposed transfer of water for Watermaster approval. Unless contrary evidence is presented to Watermaster that overcomes the rebuttable presumption provided in Section 5.3(b)(iii) of the Peace Agreement, Watermaster must find that there is “no material physical injury” and approve the transfer. Watermaster staff is not aware of any evidence to suggest that this transfer would cause material physical injury and hereby provides this notice to advise interested persons that this transfer will come before the Watermaster Board on or after 30 days from the date of this notice. The attached staff report will be included in the meeting package at the time the transfer begins the Watermaster process (comes before Watermaster).

THIS PAGE
HAS
INTENTIONALLY
BEEN LEFT
BLANK
FOR PAGINATION



CHINO BASIN WATERMASTER

9641 San Bernardino Road, Rancho Cucamonga, Ca 91730
Tel: (909) 484.3888 Fax: (909) 484-3890 www.cbwm.org

PETER KAVOUNAS, P.E.
General Manager

DATE: May 4, 2017
TO: Watermaster Interested Parties
SUBJECT: Summary and Analysis of Application for Water Transaction

Summary –

There does not appear to be a potential material physical injury to a party or to the basin from the proposed transaction as presented.

Issue –

- Notice of Sale or Transfer – The purchase of 399.260 acre-feet of water from the City of Chino by the City of Ontario. This purchase is made from the City of Chino's Excess Carryover Account.

Recommendation –

1. Continue monitoring as planned in the Optimum Basin Management Program.
2. Use all new or revised information when analyzing the hydrologic balance and report to Watermaster if a potential for material physical injury is discovered, and
3. Approve the transaction as presented.

Fiscal Impact –

- None
 May reduce assessments under the 85/15 rule
 Reduce desalter replenishment costs

Background

The Court approved the Peace Agreement, the Implementation Plan and the goals and objectives identified in the OBMP Phase I Report on July 13, 2000, and ordered Watermaster to proceed in a manner consistent with the Peace Agreement. Under the Peace Agreement, Watermaster approval is required for applications to store, recapture, recharge or transfer water, as well as for applications for credits or reimbursements and storage and recovery programs.

Where there is no material physical injury, Watermaster must approve the transaction. Where the request for Watermaster approval is submitted by a party to the Judgment, there is a rebuttable presumption that most of the transactions do not result in Material Physical Injury to a party to the Judgment or the Basin (Storage and Recovery Programs do not have this presumption).

The following application for water transaction is attached with the notice of application.

- Notice of Sale or Transfer – The purchase of 399.260 acre-feet of water from the City of Chino by the City of Ontario. This purchase is made from the City of Chino's Excess Carryover Account.

Notice of the water transaction identified above was mailed on May 4, 2017 along with the materials submitted by the requestors.

DISCUSSION

Water transactions occur each year and are included as production by the respective entity (if produced) in any relevant analyses conducted by Wildermuth Environmental pursuant to the Peace Agreement and the Rules & Regulations. There is no indication additional analysis regarding this transaction is necessary at this time. As part of the OBMP Implementation Plan, continued measurement of water levels and the installation of extensometers are planned. Based on no real change in the available data, we cannot conclude that the proposed water transaction will cause material physical injury to a party or to the Basin.

**CONSOLIDATED WATER TRANSFER FORMS:
 FORM 3: APPLICATION FOR SALE OR TRANSFER OF RIGHT TO PRODUCE WATER FROM STORAGE
 FORM 4: APPLICATION OR AMENDMENT TO APPLICATION TO RECAPTURE WATER IN STORAGE
 FORM 5: APPLICATION TO TRANSFER ANNUAL PRODUCTION RIGHT OR SAFE YIELD**

FISCAL YEAR 2016 2017

DATE REQUESTED: April 17, 2017

AMOUNT REQUESTED: 399.26 Acre-Feet

TRANSFER FROM (SELLER / TRANSFEROR):			TRANSFER TO (BUYER / TRANSFEREE):		
<u>City of Chino</u>			<u>City of Ontario</u>		
Name of Party			Name of Party		
<u>13220 Central Avenue</u>			<u>1425 Bon View Avenue</u>		
Street Address			Street Address		
<u>Chino</u>	<u>CA</u>	<u>91710</u>	<u>Ontario</u>	<u>CA</u>	<u>91761</u>
City	State	Zip Code	City	State	Zip Code
<u>(909) 334-3404</u>			<u>(909) 395-2605</u>		
Telephone			Telephone		
Facsimile			Facsimile		

Have any other transfers been approved by Watermaster between these parties covering the same fiscal year? Yes No

PURPOSE OF TRANSFER:

- Pump when other sources of supply are curtailed
- Pump to meet current or future demand over and above production right
- Pump as necessary to stabilize future assessment amounts
- Other, explain _____

WATER IS TO BE TRANSFERRED FROM:

- Annual Production Right (Appropriative Pool) or Operating Safe Yield (Non-Agricultural Pool)
- Storage
- Annual Production Right / Operating Safe Yield first, then any additional from Storage
- Other, explain Chino Excess Carryover Storage

WATER IS TO BE TRANSFERRED TO:

- Annual Production Right / Operating Safe Yield (common)
- Storage (rare)
- Other, explain _____

IS THE 85/15 RULE EXPECTED TO APPLY? (If yes, all answers below must be "yes.") Yes No

Is the Buyer an 85/15 Party? Yes No

Is the purpose of the transfer to meet a current demand over and above production right? Yes No

Is the water being placed into the Buyer's Annual Account? Yes No

IF WATER IS TO BE TRANSFERRED FROM STORAGE:

Varies April 17, 2017 to June 30, 2018
 Projected Rate of Recapture Projected Duration of Recapture

METHOD OF RECAPTURE (e.g. pumping, exchange, etc.):

Recapture by Ontario will be accomplished by pumping 20 wells.

PLACE OF USE OF WATER TO BE RECAPTURED:

Management zones 1, 2 & 3

LOCATION OF RECAPTURE FACILITIES (IF DIFFERENT FROM REGULAR PRODUCTION FACILITIES):

WATER QUALITY AND WATER LEVELS

Are the Parties aware of any water quality issues that exist in the area? Yes No

If yes, please explain:

Nitrate s in pumped groundwater varies from less than 5 mg/l to 50 mg/l

What are the existing water levels in the areas that are likely to be affected?

Static water levels vary from 270 feet bgs to 530 feet bgs.

MATERIAL PHYSICAL INJURY

Are any of the recapture wells located within Management Zone 1? Yes No

Is the Applicant aware of any potential Material Physical Injury to a party to the Judgment or the Basin that may be caused by the action covered by the application? Yes No

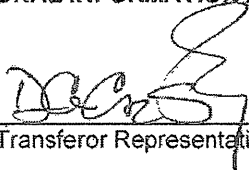
If yes, what are the proposed mitigation measures, if any, that might reasonably be imposed to ensure that the action does not result in Material Physical Injury to a party to the Judgment or the Basin?

SAID TRANSFER SHALL BE CONDITIONED UPON:

- (1) Transferee shall exercise said right on behalf of Transferor under the terms of the Judgment, the Peace Agreement, the Peace II Agreement, and the Management Zone 1 Subsidence Management Plan for the period described above. The first water produced in any year shall be that produced pursuant to carry-over rights defined in the Judgment. After production of its carry-over rights, if any, the next (or first if no carry-over rights) water produced by Transferee from the Chino Basin shall be that produced hereunder.
- (2) Transferee shall put all waters utilized pursuant to said Transfer to reasonable beneficial use.
- (3) Transferee shall pay all Watermaster assessments on account of the water production hereby Transferred.
- (4) Any Transferee not already a party must Intervene and become a party to the Judgment.

ADDITIONAL INFORMATION ATTACHED


Yes No



Seller / Transferor Representative Signature

David Crosley

Seller / Transferor Representative Name (Printed)



Buyer / Transferee Representative Signature

Scott Burton

Buyer / Transferee Representative Name (Printed)

TO BE COMPLETED BY WATERMASTER STAFF:

DATE OF WATERMASTER NOTICE: _____

DATE OF APPROVAL FROM APPROPRIATIVE POOL: _____

DATE OF APPROVAL FROM NON-AGRICULTURAL POOL: _____

DATE OF APPROVAL FROM AGRICULTURAL POOL: _____

HEARING DATE, IF ANY: _____

DATE OF ADVISORY COMMITTEE APPROVAL: _____

DATE OF BOARD APPROVAL: _____

CITY OF



ONTARIO

ONTARIO MUNICIPAL UTILITIES COMPANY

PAUL S. LEON
MAYOR

DEBRA DORST-PORADA
MAYOR PRO TEM

ALAN D. WAPNER
JIM W. BOWMAN
RUBEN VALENCIA
COUNCIL MEMBERS

May 2, 2017

AL C. BOLING
CITY MANAGER

SHEILA MAUTZ
CITY CLERK

JAMES R. MILHISER
TREASURER

SCOTT BURTON
UTILITIES GENERAL MANAGER

Peter Kavounas
General Manager
Chino Basin Watermaster
9641 San Bernardino Road
Rancho Cucamonga, CA 91730

Subject: Application for Water Transaction

Dear Peter,

The attached executed water transfer forms describe a requested water transfer of 399.26 acre-feet from the City of Chino's Excess Carryover Storage Account to the City of Ontario's Annual Production Right.

The City of Ontario requests that Chino Basin Watermaster process the attached application and bring it to the parties in the next round of meetings.

If you have questions or require additional information, please contact me at (909) 395-2694.

Sincerely,

Katie Gienger, P.E.
Associate Engineer

Enclosures

CHINO BASIN WATERMASTER

II. BUSINESS ITEMS

A. FISCAL YEAR 2016/17 BUDGET TRANSFER (FORM T-17-05-01)



CHINO BASIN WATERMASTER

9641 San Bernardino Road, Rancho Cucamonga, Ca 91730
Tel: 909.484.3888 Fax: 909.484.3890 www.cbwm.org

PETER KAVOUNAS, P.E.
General Manager

STAFF REPORT

DATE: June 15, 2017
TO: Advisory Committee Members
SUBJECT: Budget Transfer Form T-17-05-01 (Business Item II.A.)

SUMMARY

Issue: A Budget Transfer Form T-17-05-01 for FY 2016/17 is needed.

Recommendation: Approve Budget Transfer Form T-17-05-01 for FY 2016/17 as presented.

Financial Impact: No financial impact. The Budget Transfer Form T-17-05-01 is a reallocation of approved budgeted funds and does not have any financial impact on the total FY 2016/17 "Amended" budget of \$13,223,806.45 which includes \$2,630,337.45 of Carry-Over funding.

Future Consideration

Advisory Committee – June 15, 2017: Approval

Watermaster Board – June 22, 2017: Adoption (Advisory Committee approval required)

ACTIONS:

Appropriative Pool – June 8, 2017: Unanimously approved

Non-Agricultural Pool – June 8, 2017: Unanimously approved recommendation as presented and directed the Pool representatives to support at the Advisory Committee and Watermaster Board meetings subject to changes which they deem appropriate

Agricultural Pool – June 8, 2017: Unanimously approved

Advisory Committee – June 15, 2017:

Watermaster Board – June 22, 2017:

BACKGROUND

Utilizing the Watermaster's accounting software (Intuit QuickBooks Enterprise Solutions 17.0), on a continuing basis the Watermaster staff reviews the budget vs. actual reports and ensures that adequate budget and funds are maintained. Watermaster also provides monthly financial reports to keep all members apprised of the actual and projected total expenses for the current fiscal year. Watermaster also provides a process for reallocating budget to other expense categories to provide continued funding, or amending the approved budget to ensure the categories are funded properly.

BUDGET TRANSFERS:

With regards to the process of budget transfers, the following information is provided:

The Chino Basin Watermaster budget has four main budget categories:

- General & Administrative Expenses
- Optimum Basin Management Program Expenses
- Project Expenditures
- Other Income/Expenses

The Watermaster General Manager has authority to transfer funds within the main budget categories up to \$25,000 without Board approval. However, to allow for full transparency in the process, the Pools, Advisory Committee, and the Board will be informed of all budget transfers less than \$25,000.

Budget transfers greater than \$25,000 *within the same categories* must be formally recommended for approval by the Pools, approved by the Advisory Committee, and approved by the Board. If there are insufficient funds within same category, the Watermaster General Manager may propose a transfer from one main category to another. All budget transfers from one main category to another, regardless of the amount, require recommended approval by the Pools, approval by the Advisory Committee, and approval by the Board.

All budget transfers are processed in and recorded in the accounting system.

DISCUSSION

Budget Transfer Form T-17-05-01

The attached Budget Transfer Form T-17-05-01 is provided as documentation to clearly show which general ledger accounts are being reduced and which general ledger accounts are being increased. Budget Transfer Form T-17-05-01 is reallocating existing approved budget dollars between Watermaster accounts as needed. The Budget Transfer Form T-17-05-01 is a "net zero" document, which means the budget reductions of \$94,500 and budget additions of \$94,500 within the general ledger accounts are equal. There is no change to the overall budget as a result of Budget Transfer Form T-17-05-01 and no new funds or assessments are required. The effective date of the Budget Transfer Form T-17-05-01 will be May 31, 2017 and all adjustments will be recorded within the May 2017 accounting period.

The general ledger accounts increased by Budget Transfer Form T-17-05-01 are the Agricultural Pool Legal Services expenses (account 8467) in the amount of \$65,000; the Other Consultants-Rauch Consulting expenses (account 6061.3) in the amount of \$25,000; and Court Filing Services (account 6061.5) in the amount of \$4,500 ($\$65,000 + \$25,000 + \$4,500 = \$94,500$).

The budget reductions in the amount of \$94,500 were from the following areas of the FY 2016/17 expense budget: Agricultural Pool Special Project Fund (account 8471) of \$65,000; Building Repair and Maintenance (account 6024) of \$4,000; Security Services (account 6026) of \$3,000; Other Office Supplies (account 6031.7) of \$5,000; Printing (account 6042) of \$3,000; Watermaster Management Staff Travel (account 6171.2) of \$5,000; Conferences-General (account 6191) of \$5,000; Conferences-

Registration (account 6193.2) of \$3,500; and Computer Maintenance (account 6057) of \$1,000 (\$65,000 + \$4,000 + \$3,000 + \$5,000 + \$3,000 + \$5,000 + \$5,000 + \$3,500 + \$1,000 = \$94,500).

The Approved "Amended" Budget for FY 2016/17 of \$13,223,806.45 (which includes the additional "Carry Over" funding of \$2,630,337.45) was NOT increased with the Budget Transfer Form T-17-05-01.

SOURCES OF FUNDING:

Agricultural Pool Special Fund of \$65,000

The FY 2016/17 budget for the Agricultural Pool Special Fund (account 8471) was funded at \$65,000. Per the written request of the Agricultural Pool Chair, Watermaster staff has been requested to reallocate the entire budget of \$65,000 from the Agricultural Pool Special Fund (account 8471) to the Agricultural Pool Legal Services (account 8467). The Budget Transfer Form T-17-05-01 of \$65,000 would leave the Agricultural Pool Special Fund (account 8471) budget at \$0.

Watermaster Administrative Expenses of \$29,500

Several account categories of the Watermaster Administrative expenses are projected to be below budget at fiscal year-end as of June 30, 2017. The following accounts are projected to be under budget: Building Repair and Maintenance expenses (account 6024) under budget by \$4,000; Security Services expenses (account 6026) under budget by \$3,000; Other Office Supplies expenses (account 6031.7) under budget by \$5,000; Printing expenses (account 6042) under budget by \$3,000; Watermaster Management Staff Travel expenses (account 6171.2) under budget by \$5,000; Conferences-General expenses (account 6191) under budget by \$5,000; Conferences-Registration expenses (account 6193.2) under budget by \$3,500; and Computer Maintenance expenses (account 6057) under budget by \$1,000 (\$4,000 + \$3,000 + \$5,000 + \$3,000 + \$5,000 + \$5,000 + \$3,500 + \$1,000 = \$29,500).

USES OF FUNDING:

Agricultural Pool Legal Services of \$65,000

The 12-month annual legal budget for the Agricultural Pool Legal Services (account 8467) was originally approved at \$205,000. The annual legal services budget was equally divided into 12 months and allocated to the FY 2016/17 budget, by month. Over the past ten months (July 2016 through April 2017), Watermaster staff has reported that seven of those ten months showed the Agricultural Pool Legal Services (8400's) to be over budget. As of April 30, 2017 the Agricultural Pool Legal Services expenses (July 2016 through April 2017) total \$221,327.50 compared to a FY 2016/17 budget of \$205,000. The Budget Transfer Form T-17-05-01 proposes to transfer \$65,000 from the Agricultural Pool Special Project Fund (account 8471) to the Agricultural Pool Legal Services (account 8467) increasing the legal services budget from \$205,000 to \$270,000 (\$205,000 + \$65,000 = \$270,000).

A Budget Amendment Form A-17-05-01 has been submitted during the June 2017 Pool meetings to increase the FY 2016/17 Agricultural Pool Legal Services expenses (account 8467) from \$270,000 to \$370,000. The additional funding from Budget Amendment Form A-17-05-01 ensures the remaining two months of expenses (May 2017 and June 2017) can be funded. If the expenses in this specific category (account 8467), along with any other expense categories at fiscal year-end June 30, 2017 are below budget, the budget savings could be (1) part of the funding refunded to the Appropriative and Non-Agricultural Pools during the Assessment process in November 2017; or (2) reallocated to other categories that are above budget at fiscal year-end June 30, 2017. For more information see Business Item II.B.

Other Consultants – Rauch Consulting of \$25,000

The FY 2016/17 budget was developed assuming production of one annual report at an estimated cost of \$15,000. In a direct effort by Watermaster staff to accelerate the completion of the past due annual reports, both the 38th (FY 2014/15) and 39th (FY 2015/16) were completed during the year, resulting in a budget shortfall of approximately \$25,000. The transfer between several Watermaster administrative

accounts is required to fund the shortfall in the Contracted Services-Rauch (account 6061.3) prior to the close of the fiscal year-end as of June 30, 2017.

Court Filing Services of \$4,500

The Court Filing Services expenses (account 6061.5) is a brand new account for FY 2016/17 and was not part of the original FY 2016/17 budget development. These expenses are a direct result of the court moving from the Rancho Cucamonga courthouse to the San Bernardino courthouse. The transfer between several Watermaster administrative accounts is required to fund the budget shortfall of approximately \$4,500 in the Court Filing Services (account 6061.5) prior to the close of the fiscal year-end as of June 30, 2017.

ATTACHMENT

1. Budget Transfer Form T-17-05-01



**CHINO BASIN WATERMASTER
BUDGET TRANSFER FORM T-17-05-01**

To: **All Parties**

From: Joseph S. Joswiak, CFO

Date: June 8, 2017

Fiscal Year: 2016/17

Describe reason for the transfer between budget categories here: (1) Per the written request of the Agricultural Pool Chair, Watermaster staff to reallocate the FY 2016/17 Agricultural Pool budget from the Agricultural Pool Special Expense (account 8471) to the Agricultural Pool Legal Services Expense (account 8467) in the amount of \$65,000. The purpose of the budget transfer is to fund the shortfall in the Agricultural Pool Legal Services categories of the FY 2016/17 budget prior to the close of the fiscal year as of June 30, 2017. (2) The FY 2016/17 budget was developed assuming production of one annual report at an estimated cost of \$15,000. In a direct effort to accelerate the completion of the past due annual reports, both the 38th (FY 2014/15) and 39th (FY 2015/16) were completed during the year, resulting in a budget shortfall of approximately \$25,000. The transfer between several Watermaster administrative accounts is required to fund the shortfall in the Contract Services-Rauch (account 6061.3) prior to the close of the fiscal year as of June 30, 2017. (3) The Court Filing Services (account 6061.5) is a brand new account for FY 2016/17 and was not part of the original budget development. The expense is a direct result of the court moving from the Rancho Cucamonga courthouse to the San Bernardino courthouse. The transfer between several Watermaster administrative accounts is required to fund the shortfall of approximately \$4,500 in the Court Filing Services (account 6061.5) prior to the close of the fiscal year as of June 30, 2017.

Budgetary account reduction

<i>Line Item Description</i>	<i>Account Number</i>		<i>Amount</i>	
Ag Pool Special Project Fund	8471	Ag Pool	\$ (65,000)	(1)
Building Repair and Maintenance	6024	Admin	\$ (4,000)	(2)
Security Services	6026	Admin	\$ (3,000)	(2)
Other Office Supplies	6031.7	Admin	\$ (5,000)	(2)
Printing	6042	Admin	\$ (3,000)	(2)
Watermaster Mgmt Staff Travel	6171.2	Admin	\$ (5,000)	(2)
Conferences - General	6191	Admin	\$ (5,000)	(2)
Conferences - Registration	6193.2	Admin	\$ (3,500)	(3)
Computer Maintenance	6057	Admin	\$ (1,000)	(3)
Total Amount of Budget To Transfer "OUT"			\$ (94,500)	

Budgetary account addition

Agricultural Pool Legal Services	8467	Ag Pool	\$ 65,000	(1)
Other Consultants - Rauch Consulting	6061.3	Admin	\$ 25,000	(2)
Court Filing Services	6061.5	Admin	\$ 4,500	(3)
Total Amount of Budget To Transfer "IN"			\$ 94,500	
Net Transfer Amount			\$ -	

Transfer Procedure

- Staff brings the transfer request to the Pools, Advisory Committee, and Board for information purposes if the transfer is under \$25,000. Transfers over \$25,000 within the same budget category must be formally recommended for approval by the Pools, approved by the Advisory Committee, and approved by the Board. Transfers between budget categories, regardless of amount, require recommended approval by the Pools, approval by the Advisory Committee, and approval by the Board.
- Once the form has been completed by the CFO, and approved by the board if required, the Chief Financial Officer will prepare and process the budget transfer in the accounting system.
- A log will be maintained by the CFO detailing the transfer.
- A fiscal year file will also be kept to hold all budget amendment forms for auditor review.

Finance Use Only

Date Board Approved _____
 Finance Log # _____
 Date Posted _____
 Posted By _____
 Approved by _____
 Date approved _____

THIS PAGE
HAS
INTENTIONALLY
BEEN LEFT
BLANK
FOR PAGINATION

CHINO BASIN WATERMASTER

II. BUSINESS ITEMS

B. FISCAL YEAR 2016/17 BUDGET AMENDMENT (FORM A-17-05-01)



CHINO BASIN WATERMASTER

9641 San Bernardino Road, Rancho Cucamonga, Ca 91730
Tel: 909.484.3888 Fax: 909.484.3890 www.cbwm.org

PETER KAVOUNAS, P.E.
General Manager

STAFF REPORT

DATE: June 15, 2017
TO: Advisory Committee Members
SUBJECT: Budget Amendment Form A-17-05-01 (Business Item II.B.)

SUMMARY

Issue: As a result of the ongoing Safe Yield Redetermination and Reset process, along with other Agricultural Pool matters, the FY 2016/17 budget for Agricultural Pool Legal Services is underfunded by an estimated \$100,000. The Watermaster FY 2016/17 "Amended" budget needs to be increased by an additional \$100,000.

Recommendation: Approve the Budget Amendment Form A-17-05-01 for FY 2016/17 in the amount of \$100,000 for the increased cost associated with the Safe Yield Redetermination and Reset, along with other Agricultural Pool matters, as presented.

Financial Impact: This action will increase the overall "Amended" FY 2016/17 budget by \$100,000 but not increase the assessment calculation because the funding will be drawn from the Administrative Reserves. The Budget Amendment Form A-17-05-01 will increase the Amended FY 2016/17 Budget from \$10,618,469 to \$10,718,469 (excluding any Carry-Over funding).

Future Consideration

Advisory Committee – June 15, 2017: Approval

Watermaster Board – June 22, 2017: Adoption (Advisory Committee approval required)

ACTIONS:

Appropriative Pool – June 8, 2017: Unanimously approved, City of Chino abstained

Non-Agricultural Pool – June 8, 2017: Unanimously approved recommendation as presented and directed the Pool representatives to support at the Advisory Committee and Watermaster Board meetings subject to changes which they deem appropriate

Agricultural Pool – June 8, 2017: Unanimously approved

Advisory Committee – June 15, 2017:

Watermaster Board – June 22, 2017:

BACKGROUND

Utilizing the Watermaster's accounting software (QuickBooks Enterprise Solutions 17.0), on a continuing basis the Watermaster staff reviews the budget vs. actual reports and ensures that adequate budget and funds are maintained. Watermaster also provides monthly financial reports to keep all members apprised of the actual and projected total expenses for the current fiscal year. Watermaster also provides a process for reallocating budget to other expense categories to provide continued funding, or amending the approved budget to ensure the categories are funded properly.

Budget Amendment Policy: If there are no budgeted funds available to transfer to the line item, the GM will submit a Budget Amendment request to the Pools, Advisory Committee, and then to the Board for formal approval. The Budget Amendment should indicate the anticipated source of funding for the approved increase.

All Budget Amendments are processed in and recorded in the accounting system.

DISCUSSION

During the creation and development of the FY 2016/17 budget, the 12-month annual legal services budget for the Agricultural Pool was approved at an amount of \$205,000. The Agricultural Pool Legal Services budget of \$205,000 was equally divided into 12 months. This provided the ability to compare the actual vs. budget amounts each month, and determine whether or not the actual expenses were above or below the budgeted amounts. As discussed in the monthly financial reports for FY 2016/17, the months of September 2016, October 2016, November 2016, January 2017, February 2017, March 2017 and April 2017 were all over budget in the Agricultural Pool Legal Services category (8400's).

As of April 30, 2017 the Agricultural Pool Legal Services expenses (July 2016-April 2017) total \$221,327.50 compared to a FY 2016/17 budget of \$205,000. A Budget Transfer Form T-17-05-01 has been submitted during the June 2017 Pool meetings to adjust the FY 2016/17 Agricultural Pool Legal Services (account 8467) from \$205,000 to \$270,000. The Budget Transfer Form T-17-05-01 proposes to transfer \$65,000 from the Agricultural Pool Special Project Fund (account 8471) to the Agricultural Pool Legal Services (account 8467) increasing the legal services budget from \$205,000 to \$270,000 (\$205,000 + \$65,000 = \$270,000). See Business Item II.A for more information.

The additional funding from Budget Amendment Form A-17-05-01 ensures the remaining two months of expenses (May 2017-June 2017) can be funded. Budget Amendment A-17-05-01 would draw \$100,000 of funding from the FY 2016/17 Reserve Fund with \$100,000 coming from the Administrative Reserve Fund and \$0 coming from the OBMP Reserve Fund. The FY 2016/17 approved budget provided for an Administrative and OBMP Reserve Fund. The Administrative Reserve Fund was \$193,878 and the OBMP Reserve Fund was \$766,482 for a total Reserve Fund Balance of \$960,360. The Budget Amendment Form A-17-04-01 (approved by the Watermaster Board on May 25, 2017) reduced the Reserves by \$100,000 as follows:

Administrative Reserve Fund: \$193,878 - \$75,000 = \$118,878
OBMP Reserve Fund: \$766,482 - \$25,000 = \$741,482
Total Reserve Funds: \$860,360 (\$118,878 + \$741,482 = \$860,360)

If the expenses in this specific category (account 8467), along with any other expense categories at fiscal year-end June 30, 2017 are below budget, the budget savings could be (1) part of the funding refunded to the Appropriative and Non-Agricultural Pools during the Assessment process in November 2017; or (2) reallocated to other categories that are above budget at fiscal year-end June 30, 2017.

The Chino Basin Watermaster "Original" FY 2016/17 budget of \$10,493,469 was approved by the Board on May 26, 2016. With the closing of the financial records for the fiscal year ended June 30, 2016, the "Carry Over" funding from FY 2015/16 and previous years has been calculated at \$2,630,337.45 which

brought the "Amended" Budget for FY 2016/17 to \$13,123,806.45. With the approval of Budget Amendment Form A-17-04-01 by the Watermaster Board on May 25, 2017, the "Amended" FY 2016/17 budget increased to \$13,248,806.45. With the approval of Budget Amendment Form A-17-05-01 for \$100,000, the "Amended" FY 2016-17 budget would increase to \$13,348,806.45

ATTACHMENTS

1. Budget Amendment Form A-17-05-01

THIS PAGE
HAS
INTENTIONALLY
BEEN LEFT
BLANK
FOR PAGINATION



**CHINO BASIN WATERMASTER
BUDGET AMENDMENT FORM A-17-05-01**

To: **All Parties**

Fiscal Year 2016/17

From : Joseph S. Joswiak, CFO Date: _____

June 8, 2017

Describe reason for the budget amendment here: The Agricultural Pool Legal Services budget (Account 8467) was originally approved for FY 2016/17 for the amount of \$205,000. Budget Transfer Form T-17-05-01 has been submitted during the June 2017 Pool meetings to adjust the FY 2016/17 budget from \$205,000 to \$270,000. As a result of the ongoing Safe Yield Redetermination and Reset issues, along with other Pool related matters, the overall Agricultural Pool Legal Services budget is expected to be above the amended budget of \$270,000 by approximately \$100,000 at fiscal year-end June 30, 2017. A Budget Amendment Form is proposed to increase the total Watermaster budget from \$10,618,469 to \$10,718,469 (excluding any Carry-Over funding). The additional funding of \$100,000 is to come from the Administrative Reserve Fund. Please note that Budget Amendment Form A-17-04-01 (approved by the Watermaster Board on May 25, 2017) in the amount of \$75,000 reduced the Administrative Reserve Fund from it's original fund balance of \$193,878 to \$118,878. For Budget Amendment Form A-17-05-01, there will be no special assessment required since the Reserve Fund has been previously funded by assessments.

Expenditure Amendment

<i>Line Item Description</i>	<i>Account Number</i>	<i>Approved Budget</i>	<i>Amended Budget</i>	<i>Amendment Amount</i>
Agricultural Pool Legal Services	8467	\$270,000	\$370,000	\$100,000
TOTAL:				\$ 100,000

Revenue Source

<i>Line Item Description</i>	<i>Account Number</i>	<i>Amended Budget</i>	<i>Amended Budget</i>	<i>Amendment Amount</i>
Administrative Reserve Fund	9999	\$118,878	\$18,878	(\$100,000)
TOTAL:				\$(100,000)

Amendment Procedure

1. Staff takes amendment requests to the Pools, Advisory Committee & Board for approval.
2. The Chief Financial Officer will prepare and process the budget entry.
4. A log will be maintained by the Finance Department detailing the adjustment.
5. A fiscal year file will also be kept to hold all budget amendment forms for auditor review.

Finance Use Only

Date Board Approved _____
 Entered into System By _____
 Finance Log # _____
 Date Posted _____
 Approved By _____
 Date Approved _____

THIS PAGE
HAS
INTENTIONALLY
BEEN LEFT
BLANK
FOR PAGINATION

CHINO BASIN WATERMASTER

III. REPORTS/UPDATES

A. LEGAL COUNSEL REPORT

1. Overlying (Agricultural) Pool Committee's Contests
(June 8, 2017 Tolling Agreement)

AGREEMENT

This Tolling Agreement (Agreement) is entered into by and between the Overlying (Agricultural) Pool Committee (“Agricultural Pool”) and the Appropriative Pool Committee and its members (“Appropriative Pool”).¹ The entities entering into this Agreement are each an individual “Party” and collectively the “Parties” to this Agreement.

WHEREAS, the Chino Groundwater Basin (“Chino Basin”) has been adjudicated and is managed pursuant to the Chino Basin Judgment (“Judgment”) and Court Approved Management Agreements; and

WHEREAS, the Agricultural Pool consists of the State of California and all overlying producers within the Pool who produce water; and

WHEREAS, the Appropriative Pool consists of owners of appropriative rights in the Chino Basin; and

WHEREAS, on February 3, 2017, Watermaster noticed an Appropriative Pool Application for Excess Carryover Water Local Storage Agreements (the “February Application”); and

WHEREAS, on May 4, 2017, Watermaster noticed Applications for Sale or Transfer of Water (the “May Applications”); and

WHEREAS, on May 3, 2017, the Agricultural Pool filed a Contest to the February Application; and

WHEREAS, on May 17, 2017, the Agricultural Pool filed a Contest to the May Applications; and

WHEREAS, the Parties agree to work together for the benefit of the entire Chino Basin.


NOW, THEREFORE, the Parties agree that it is in the Parties’ mutual interest to enter into this Agreement.

¹ Members of the Appropriative Pool have authorized execution of this Agreement on their behalf acting collectively through the Appropriative Pool pursuant to Committee voting procedures set forth in the Appropriative Pool Committee Pooling Plan (Judgment, Exhibit H). Such authorization does not assign, confer or abrogate the rights or exercise of rights of individual members of the Appropriative Pool.

1. The "Effective Date" of this Agreement shall be the last date it is executed by a Party.
2. The Term of this Agreement shall run from the Effective Date to July 1, 2018, unless otherwise terminated or extended by written agreement by the Parties pursuant to paragraph 15, below.
3. The Appropriative Pool shall hold in reserve 130,000 AF of stored water that will not be produced for the term of the Agreement, except if in the event that the member of the Appropriative Pool has made a finding pursuant to Water Code Section 350 that the ordinary demands and requirements of its customers cannot be satisfied by its other supplies such that, without access to this water, it would have insufficient supplies for human consumption, sanitation, and fire protection. Any challenge to such a determination under Water Code Section 350 is not subject to this tolling agreement.
4. The Parties agree to have the Agricultural Pool's May 3, 2017 and May 17, 2017 Contests consolidated for hearing (collectively, Contests).
5. For the term of this Agreement, the Agricultural Pool and its members agree to toll the Contests and not to oppose any Appropriative Pool member's applications for storage agreements or transfers of stored water.
6. The Appropriative Pool waives completion of the Contests hearing and related actions within 180 days as otherwise required by Watermaster Regulations Section 10.25(g) during the Term of this Agreement. The Parties and Parties members' rights and remedies arising under the Contests are fully reserved and tolled without prejudice during the Term.
7. Beginning in July 2017, an open and transparent storage management planning process shall be initiated to identify and improve, if necessary, existing storage management practices. The storage management planning process shall include additional technical review and study of the effects of extraction of the entirety of water held and likely to accumulate in storage accounts. The planning process will include both the Agricultural Pool and the Appropriative Pool members, and may include Watermaster staff and the members of the Non-Agricultural Pool.

8. The Appropriative Pool shall provide to the Agricultural Pool a proposed outline to serve as the basis for the beginning of a storage management planning process by July 1, 2017.
9. The Appropriative Pool acknowledges that funding has been budgeted for work necessary for the storage management planning process.
10. The Parties shall not introduce amendments to the Rules and Regulations section on Storage (Article VIII Storage) during the term of the Agreement.
11. The signatories to this Agreement are duly authorized to execute and bind on behalf of the Parties.
12. The laws and courts of the State of California shall govern and control the interpretation and enforcement of this Agreement.
13. This Agreement contains all the terms and conditions agreed upon by the Parties relating to the matters covered herein and supersedes any and all prior and contemporaneous agreements, negotiations, correspondence, understandings, and/or communications between the Parties to this Agreement, whether oral or written, respecting the matters covered herein.
14. If any provision of this Agreement is held to be illegal or invalid by any court of competent jurisdiction, then such provision shall be severed and deleted, and neither such provision nor its severance and deletion shall affect the validity of the remaining provisions.
15. No agreement to modify, amend, extend, supersede, terminate, or discharge this Agreement, or any portion thereof, is valid or enforceable unless it is in writing and signed by all Parties to this Agreement.

OVERLYING (AGRICULTURAL) POOL
COMMITTEE


Robert Feenstra, Chair
6-08-17

APPROPRIATIVE POOL
COMMITTEE


Todd Corbin, Chair

THIS PAGE
HAS
INTENTIONALLY
BEEN LEFT
BLANK
FOR PAGINATION

CHINO BASIN WATERMASTER

III. REPORTS/UPDATES

E. INLAND EMPIRE UTILITIES AGENCY (WRITTEN)

1. MWD Water Supply Conditions
2. State and Federal Legislative Report
3. Community Outreach/Public Relations Report
4. IEUA Water Forum Newsletter



CHINO BASIN WATERMASTER

ADVISORY COMMITTEE

June 15, 2017

INLAND EMPIRE UTILITIES AGENCY REPORTS

Discussion Items:

- IEUA Updates (Written)

Written Items:

- Water Supply Conditions
- State and Federal Legislative Reports
- Community Outreach/Public Relations Report
- IEUA Water Forum Newsletter

THIS PAGE
HAS
INTENTIONALLY
BEEN LEFT
BLANK
FOR PAGINATION

CBWM Advisory Committee Meeting June 15, 2017

Inland Empire Utilities Agency Water Resources Updates

SARCCUP:

The Santa Ana River Conservation & Conjunctive Use Program (SARCCUP) is being implemented by the five member agencies of SAWPA with \$55M in grant funding from California Department of Water Resources (DWR). Total cost for SARCCUP is \$100M with SAWPA member agencies each adding \$9M in matching funds. The project is currently completing modeling to identify facility needs and project phasing. Preliminary modeling results recommended that the Baseline Feeder pipeline and Elsinore ASR wells be removed, but additional modeling will be performed for final verification. In addition, the Program Environmental Impact Report (PEIR) is on hold pending the additional modeling efforts, which are scheduled for completion by August 2017.

SALINITY:

IEUA, Chino Basin Watermaster (CBWM), and Wildermuth Environmental, Inc. (WEI) are working with the Regional Water Quality Control Board (RWQCB) to further develop strategies to mitigate increases in salinity levels. The team is in the initial stages of a Basin Plan amendment to propose longer term averaging for Total Dissolved Solids (TDS) in its NPDES permit. The effort will include updating the groundwater model, performing a detailed evaluation, and anti-degradation analysis. In May, IEUA, CBWM, and WEI met with the RWQCB to discuss the proposed effort. The RWQCB concurred with the proposed objectives and scope, and are supportive of the effort. Coordination will continue, and a comprehensive plan will be developed to pursue a Basin Plan amendment.

DYY:

MWD has a storage account of up to 100,000 AF in the Chino Basin through a program called Dry Year Yield/Conjunctive Use Program (DYY). Due to the incredibly wet winter California had, MWD has been able to fill its reservoirs and still has an excess 1.2 M AF of water. On June 1, MWD met with the Chino Basin DYY parties at CBWM to request water storage “puts” of up to 6,000 AF in the month of June, and a minimum of 25,000 AF in FY 2017/18. It was agreed that the water would be stored in June using MVWD’s ASR well facilities. The group will reconvene on June 22nd to discuss prospective plans for how to store the water for FY 2017/18.

SAR HCP:

The SAR HCP is currently performing the effects analysis for all covered activities on species and habitats. Next steps will include how to phase in covered activities and restoration work. Discussions are also underway for how to establish the permit and implementation structure options for the HCP. There was general interest in continuing to structure the HCP as a co-permittee permit, with each of the participants holding their own permit for their individual covered activities, and a JPA to oversee implementation. They are in the process of hiring a special counsel to assist with the agreements.

SAR Integrated Model:

Work on the SAR Integrated Model by Geoscience has begun. Requests for data have been submitted to participating agencies. The model calibration period is from 1966-2016. The purpose of the model is to determine groundwater underflow from the various basins into the SAR, and will combine models from Yucaipa, SBBA, Rialto-Colton, Riverside Arlington, and Chino Basins.

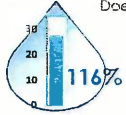
THIS PAGE
HAS
INTENTIONALLY
BEEN LEFT
BLANK
FOR PAGINATION

Water Supply Conditions Report

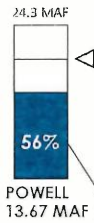
As of: 05/31/2017

2017 Colorado River

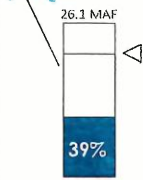
959,000 AF
77% of full CRA
Does not include storage withdrawals



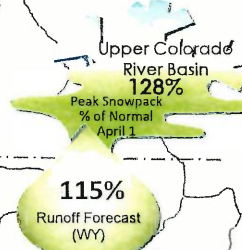
27.6"




POWELL
13.67 MAF



MEAD
10.14 MAF
1081.56 FT

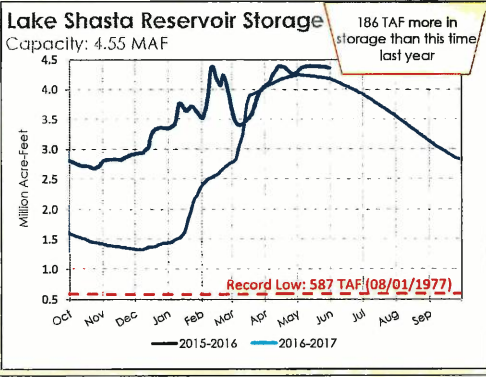
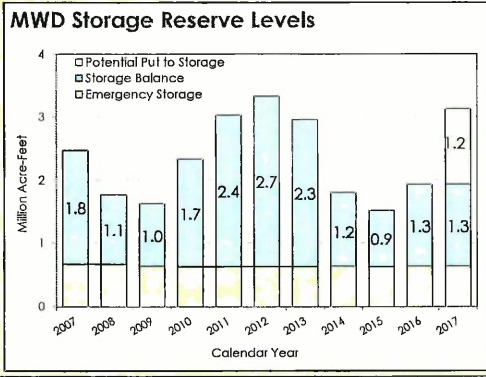
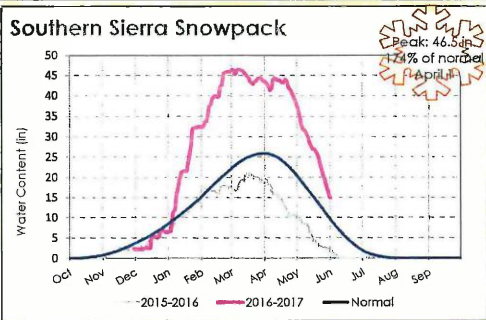
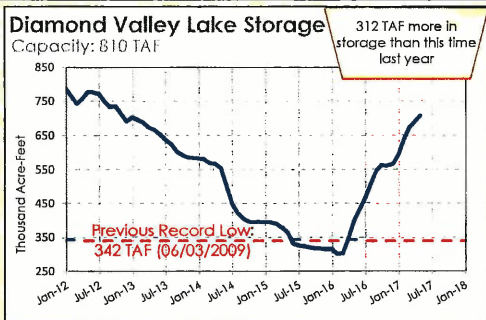


Upper Colorado River Basin
Peak Snowpack % of Normal April 1
128%



Highlights

- Current Runoff Forecasts: Northern Sierra (224%), Owens River Basin (215%), and Upper Colorado River Basin (115%).
- Chance of shortage for the Lower Colorado River Basin in 2018 is negligible.



This report is produced by the Water Resource Management and contains information from various federal, state, and local agencies. The Metropolitan Water District of Southern California cannot guarantee the accuracy or completeness of this information. Readers should refer to the relevant state, federal, and local agencies for additional or for the most up to date water supply information. Reservoirs, lakes, aqueducts, maps, watersheds and all other visual representations on this report are not drawn to scale.

<http://www.mwdh2o.com/WSCR>

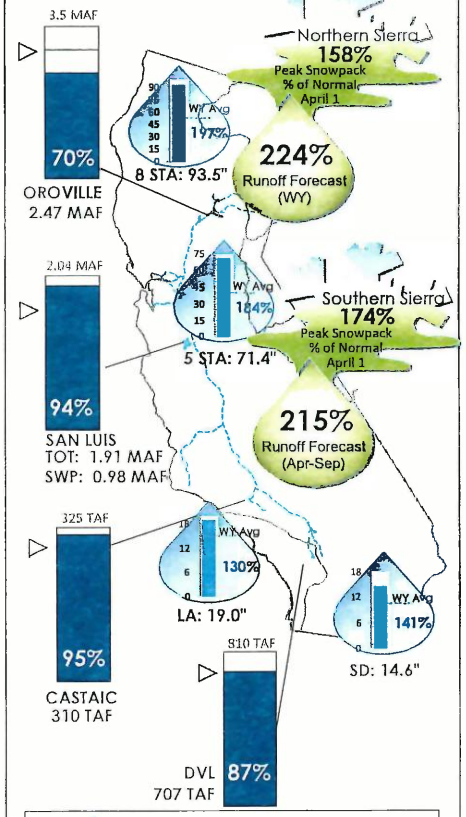
This report is best printed double sided on legal size paper (8.5" x 14") and folded in quarters.

Water Supply Conditions Report

As of: 05/31/2017

2017 SWP Allocation

1,624,775 AF
85% of Table A



Capacity
Average EOM
Current Storage (% Capacity)

WY Avg
% Normal WY to Date
Rainfall to Date (in)

P147

Turn page for more CRA Data

Flip Over for SWP Data

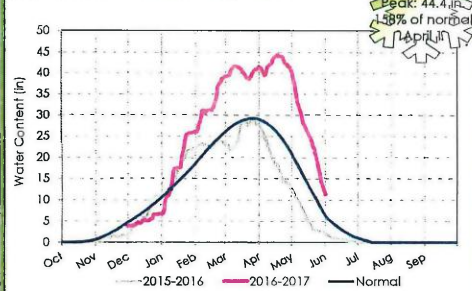
Flip Over for CRA Data

Turn page for more SWP Data

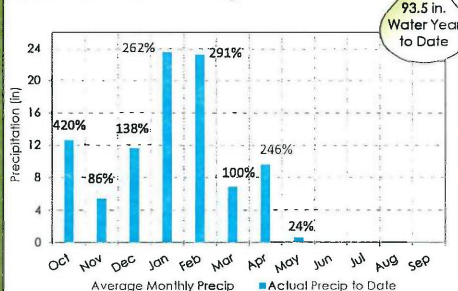
As of: 05/31/2017

State Water Project Resources

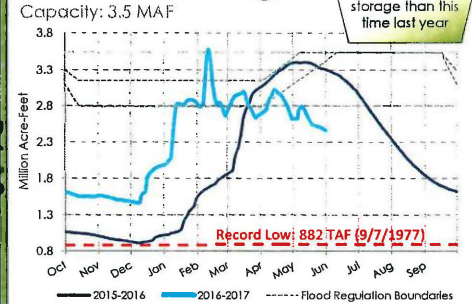
Northern Sierra Snowpack



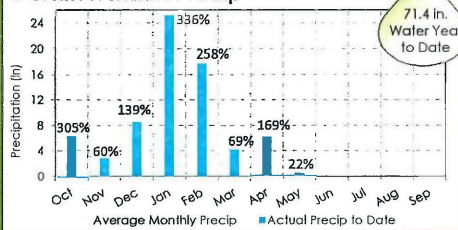
8 Station Index Precip



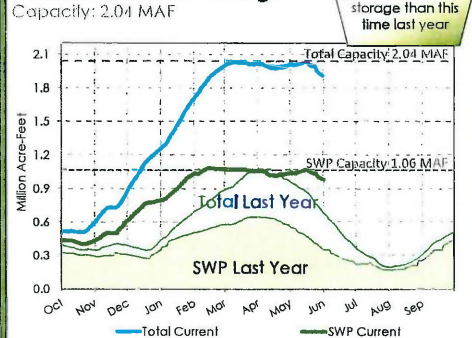
Oroville Reservoir Storage



5 Station Index Precip



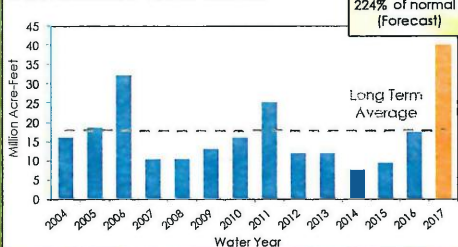
San Luis Reservoir Storage



Other SWP Contract Supplies for 2017 (AF)

Transfer/Exchanges	16,000
Article 21	124,000
Pool A/B (Purchased)	0
Carryover Supplies	210,000

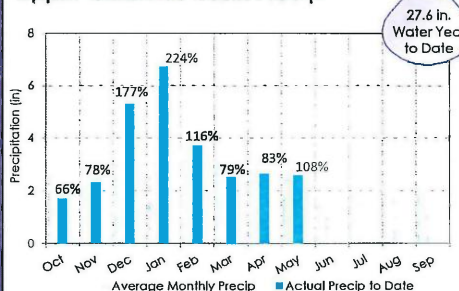
Sacramento River Runoff



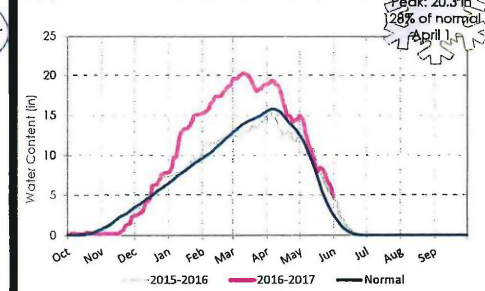
Colorado River Resources

As of: 05/31/2017

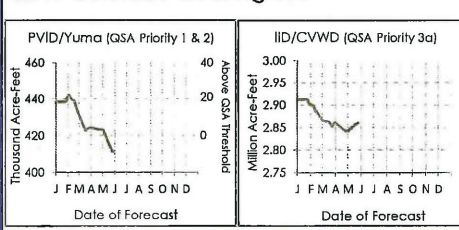
Upper Colorado Basin Precip



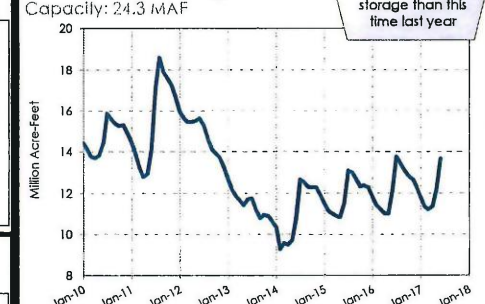
Upper Colorado Basin Snowpack



2017 Colorado River Ag Use



Lake Powell Storage

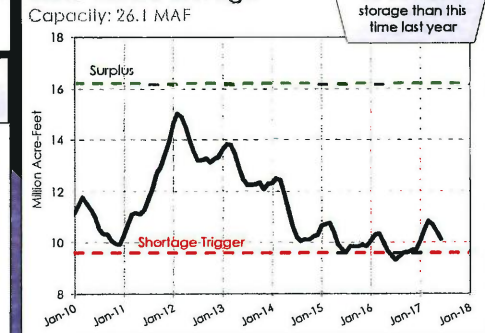


Lake Mead Shortage/Surplus Outlook

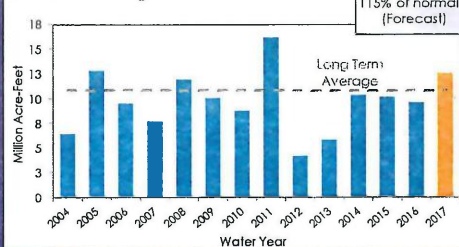
	2018	2019	2020	2021	2022
Shortage	N	31%	32%	34%	39%
Surplus	0%	5%	13%	18%	21%

Allocation based on results from the April 2017 USBR INTRM/CRSS model run. "Chance of shortage for 2018 is "N" applicable.

Lake Mead Storage



Powell Unregulated Inflow





CALIFORNIA STRATEGIES, LLC

Date: June 02, 2017
To: Inland Empire Utilities Agency
From: John Withers, Jim Brulte
Re: May Activity Report

California Strategies is pleased to provide consulting services to the Inland Empire Utilities Agency. In addition to our regular monthly meeting with the Senior Staff of the Agency, we continue to be available to members of the Senior Staff and Board Members throughout the year to deliver advice, answer questions or provide services consistent with the mission of IEUA.

Here is our monthly activity report:

- Participated in our monthly meeting with the Senior Staff of the Agency
- Discussed Chino Basin Water Bank planning JPA work plan and associated fact sheet of basic project facts and benefits. Reviewed staff draft and provided comments on document draft.
- Participated in a broader meeting to discuss timing and steps toward adoption of the regional contract by the end of December.
- Responded to several requests for information from several Boardmembers



June 2, 2017

To: Inland Empire Utilities Agency

From: Michael Boccadoro
Beth Olhasso

RE: May Legislative Report

Overview:

June 2 was the final day for bills to pass out of their house of origin. While both houses worked to get bills out of appropriations committees and off the floor, budget committees worked on the state budget ahead of the June 15 deadline.

Establishing long-term water-use efficiency standards continues to be one of the hottest topics in Sacramento. Stakeholders have been working to reach a compromise among the water community, legislators and the Brown Administration.

The Governor released his May Revise, without many significant changes to resource related issues.

A California superior court has shelved the State Water Resources Control Board's drinking water maximum contaminant level (MCL) for hexavalent chromium (chrome-6) until the board completes an economic feasibility analysis of complying with the law.

The latest greenhouse gas (GHG) allowance auction had much stronger sales for current-year allowances than in previous quarterly auctions. While this is good news, sale of future-year vintage allowances remained weak, reflecting the continued uncertainty over the future of the program. This auction generated \$500 million for the Greenhouse Gas Reduction Fund.

Water supply conditions remain at record levels with most of the states reservoirs above 100 percent of normal for this time of year. The statewide snowpack is also significantly higher than normal and less than ten percent of the state remains in moderate drought conditions.

On May 13, the amount of energy demand met by renewables set a new record with 67.2 percent of all demand met by renewable energy.

Senate President Pro Tem Kevin de Leon (D-Los Angeles) introduced a bill to establish an accelerated Renewable Portfolio Standard (RPS) culminating in 100 percent clean power by 2045.

Inland Empire Utilities Agency Status Report – May 2017

Drinking Water MCL for Chrome-6 Held by Courts

A California superior court has shelved the State Water Resources Control Board's drinking water maximum contaminant level (MCL) for hexavalent chromium (chrome-6) until the board completes an economic feasibility analysis of complying with the law.

The California Manufactures and Technology Association (CMTA) and Solano County Taxpayers Association argued that water agencies would have to dramatically raise rates on customers to meet the 10 parts per billion (ppb) standard, which took effect in 2014.

The decision sides with CMTA and the taxpayer group stating that regulators failed to determine whether the standard is economically feasible as required by the Safe Drinking Water Act. The judge also ruled that the MCL should be put on hold while the SWRCB completes the economic feasibility analysis.

GHG Auction Shows Stronger Sales

The latest greenhouse gas (GHG) allowance auction had much stronger sales for current-year allowances than in previous quarterly auctions. While this is good news, sale of future-year vintage allowances remained weak, reflecting the continued uncertainty over the future of the program.

As discussed in previous reports there is an ongoing legal challenge to the California Air Resources Board's authority under AB 32 to raise revenue for the state beyond the costs necessary to administer the cap-and-trade program, and that the auctioning of carbon allowances constitutes an illegal tax under Proposition 13 because it was not authorized by a two-thirds vote of the Legislature.

The latest auction raised about \$500 million for the Greenhouse Gas Reduction Fund (GGRF). However, the Governor is holding the appropriation of the GGRF until the legislature re-authorizes the cap-and-trade program by a two-thirds vote.

New Record for Renewable Energy Production Met

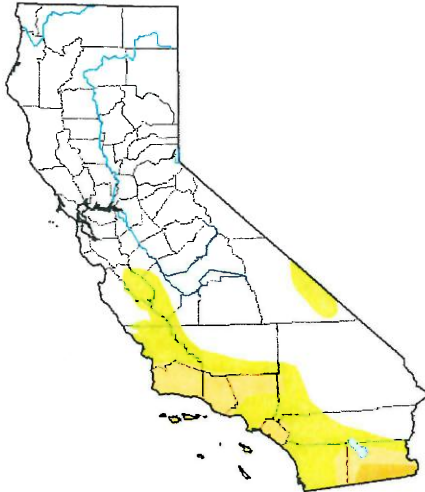
On May 13, the amount of energy demand met by renewables set a new record with 67.2 percent of all demand met by renewable energy. The record was reached partly because of the significant amount of hydropower on the grid in addition to the 59 percent met by wind and solar generation. The peak occurred at 2:55 PM, during the peak 10AM to 4PM solar generation period.

Drought and Water Supply Update

Drought conditions remain low throughout the state, with less than ten percent of California experiencing any sort of drought conditions. This time last year, more than 86 percent of the state was experiencing drought conditions.

U.S. Drought Monitor California

May 23, 2017
(Released Thursday May 25, 2017)
Valid 8 a.m. EDT



Statistics type: Traditional Percent Area Export table:

Week	None	D0-D4	D1-D4	D2-D4	D3-D4	D4
Current 2017-05-23	76.47	23.53	8.24	1.06	0.00	0.00
Last Week 2017-05-16	76.47	23.53	8.24	1.06	0.00	0.00
3 Months Ago 2017-02-21	61.66	38.34	16.87	4.19	0.00	0.00
Start of Calendar Year 2016-12-27	17.47	82.53	68.97	57.79	40.60	19.31
Start of Water Year 2016-09-27	0.00	100.00	83.59	62.27	42.80	21.04
One Year Ago 2016-05-24	5.50	94.50	86.39	61.00	42.99	21.04

Estimated Population in Drought Areas: **10,293,138**

[View More Statistics](#)

Intensity:

■ D0 (Abnormally Dry)
 ■ D2 (Severe Drought);
 ■ D4 (Exceptional Drought);
■ D1 (Moderate Drought);
 ■ D3 (Extreme Drought);

The Drought Monitor focuses on broad-scale conditions. Local conditions may vary. See accompanying [text summary](#) for forecast statements.

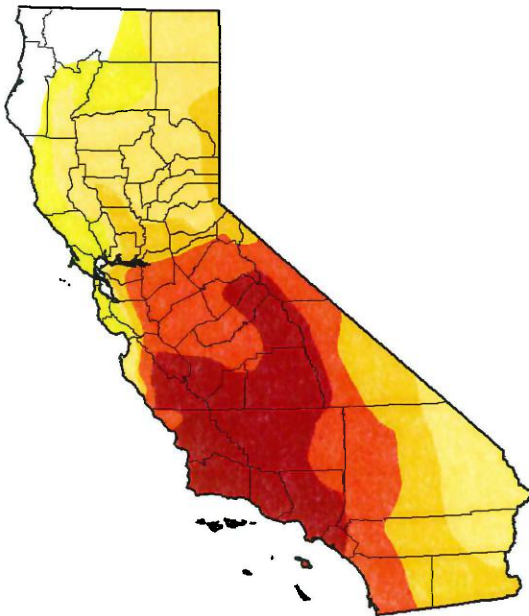
Author(s):

Brad Rippey, U.S. Department of Agriculture

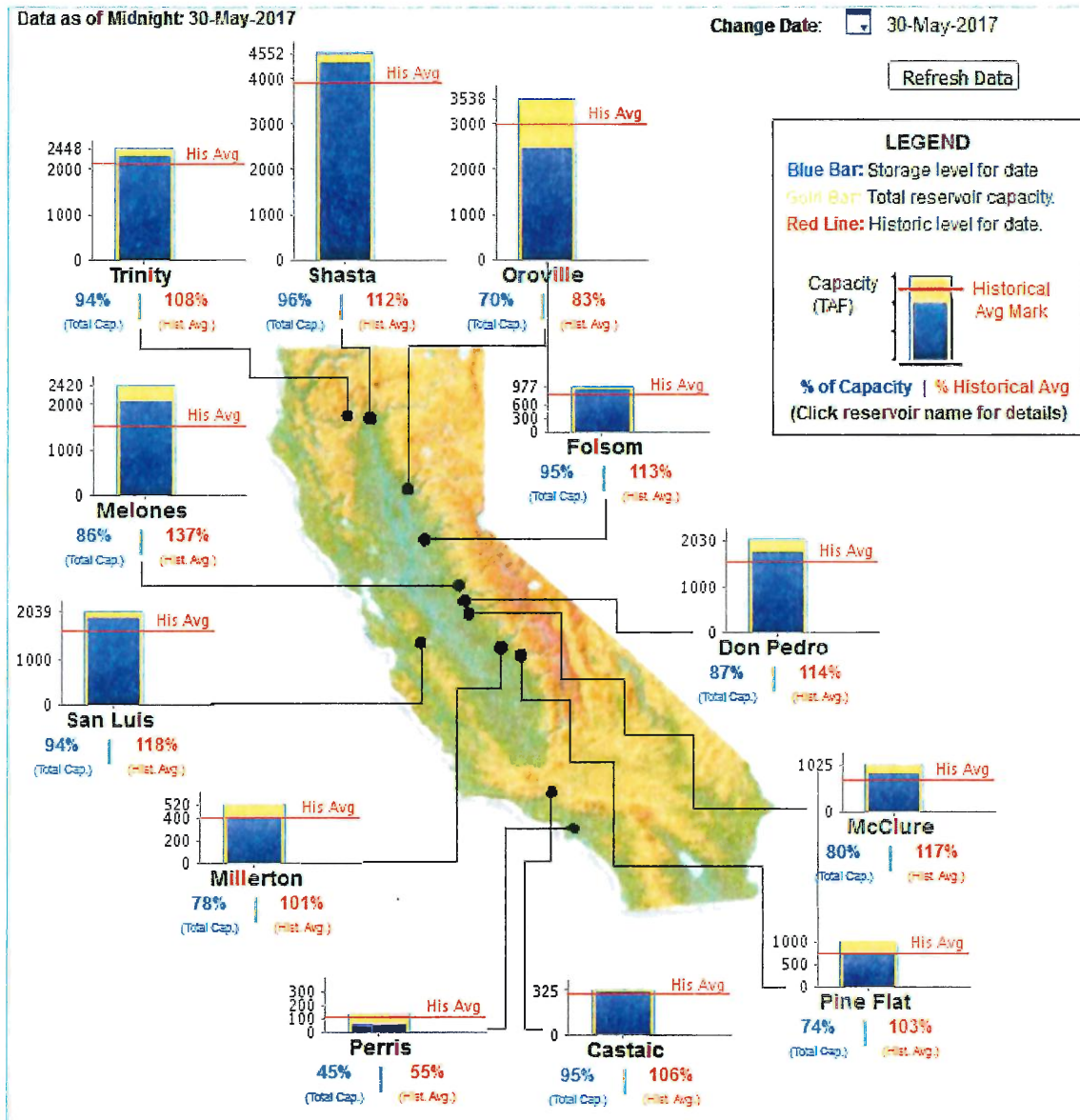
Download:

[View drought planning resources](#)

May 24, 2016



State reservoir conditions continue to sit above average, with a few exceptions. Lake Oroville is lower than it should be this year because of the spillway repairs. Reservoir managers are working hard to save as much water as possible, but also manage for significant snow runoff as temperatures heat up.



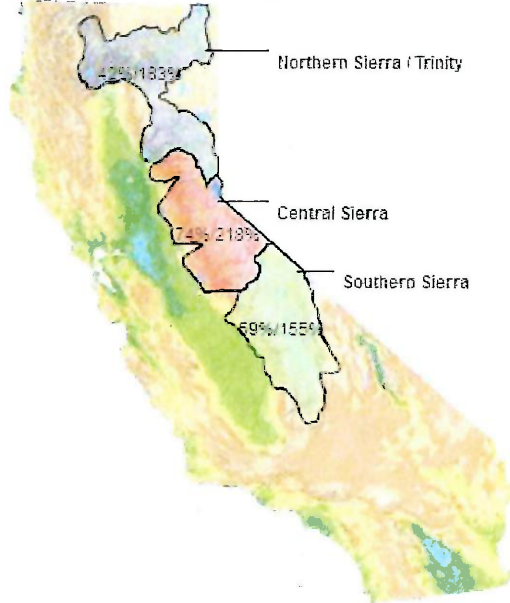
The statewide snowpack remains almost 200 percent of normal for this date. Statewide, the snowpack is still more than 60 percent of April 1 averages. Skiers are looking forward to hitting the slopes on the Fourth of July.

Snow Water Equivalent (inches)

Provided by the California Cooperative Snow Surveys

Data For: 31-May-2017

% Apr 1 Avg. / % Normal for this Date



Change Date:

NORTH	
Data For: 31-May-2017	
Number of Stations Reporting	23
Average snow water equivalent	12.0'
Percent of April 1 Average	42%
Percent of normal for this date	183%

CENTRAL	
Data For: 31-May-2017	
Number of Stations Reporting	39
Average snow water equivalent	21.7'
Percent of April 1 Average	74%
Percent of normal for this date	218%

SOUTH	
Data For: 31-May-2017	
Number of Stations Reporting	24
Average snow water equivalent	15.6
Percent of April 1 Average	69%
Percent of normal for this date	155%

STATEWIDE SUMMARY	
Data For: 31-May-2017	
Number of Stations Reporting	86
Average snow water equivalent	17.4
Percent of April 1 Average	61%
Percent of normal for this date	191%

SB 100: 100 Percent RPS

Senate President Pro Tem Kevin de Leon (D-Los Angeles) introduced legislation to establish an accelerated Renewable Portfolio Standard (RPS) culminating in 100 percent clean power by 2045. The bill accelerates the current 50 percent requirement to 2026 and creates a new 60 percent renewable requirement by 2030.

The Investor Owned Utilities (IOUs) are concerned about the renewable electricity mandates and would prefer broader clean energy goals, with a focus on GHG emission reductions providing

opportunities for the market to work in the most cost-effecting manner without compromising reliability.

In addition to the accelerated timeline, the bill originally sought to increase the usage of renewable gas, which could have potentially significantly increased the cost of natural gas and electricity rates. However, those provisions were recently removed. SoCalGas is continuing to pursue the provisions to create a renewable gas standard (RGS), whether in SB 100 or in another vehicle later in the session.

Legislative Update

June 2 was the final day for bills to pass out of their house of origin. While both houses worked to get bills out of appropriations committees and off the floor, budget committees worked on the state budget ahead of the June 15 deadline.

The Governor released his May Revise, without many significant changes to resources issues.

Cap and Trade Reauthorization

AB 151 (Burke, D-Inglewood) and AB 378 (C. Garcia, D-Bell Gardens) both address the continuation of the cap-and-trade program.

AB 378 is strongly supported by the environmental community as there is a growing movement among environmental justice advocates to end the cap-and-trade program altogether. They contend that the cap-and-trade program has failed to reduce pollution in disadvantaged communities.

AB 151 also seeks to extend the cap and trade program, but is favored by the business community at this time. AB 151 focuses on setting up a process for developing more offset projects, especially in disadvantaged communities.

AB 378 failed passage on the Assembly Floor, while AB 151 was not taken up before the June 2 deadline.

Water Financing Bills

Several bills were introduced to create a fund for clean drinking water. As previously reported Senator Bill Monning (D-Carmel) is pursuing legislation that would create a fund for clean drinking water. SB 623 (Monning), sponsored by the Community Water Center, creates the “Safe, Affordable Drinking Water Fund” and will likely be amended to include an assessment to address drinking water contamination.

SB 778 (Hertzberg) also initially funded third-party administrators in disadvantaged communities to run failing water systems. However recent amendments changed the bill to focus on publicly tracking the consolidation of failing water systems.

Both bills are still “works in progress” and were passed out of the Senate.

Water Use Efficiency Legislation

As previously reported the Brown Administration released a final report on “Making Conservation a Way of Life” in early April. Shortly after, the Governor released budget trailer bill language to establish a process for creating long-term water use efficiency standards. Many in the water community are concerned with the proposed legislation because it deviates from the final report in that it leaves broad authority for the SWRCB to develop the efficiency standards. There are several other aspects of the trailer bill that have caused the water community to be generally concerned.

The water community, under the leadership of the Association of California Water Agencies (ACWA) have developed their own legislation to establish short and long-term efficiency standards.

Finally, Assemblymember Laura Friedman (D-Burbank), a former MWD director, introduced three bills that put the Governor’s trailer bill language into policy bills that are being considered in the normal legislative process. A breakdown of the legislation follows:

AB 869 (Rubio) prohibits a retail water supplier from having to reduce recycled water use at any time. AB 869 is sponsored by several retail agencies in San Diego County. Passed to Senate.

AB 968 (Rubio) is ACWA’s long-term efficiency standards language. The bill aims to mirror the draft “Making Conservation a Way of Life” report but also excludes recycled water from efficiency standards. Failed in Assembly Appropriations Committee.

AB 1654 (Rubio) is ACWA’s “short term” efficiency measures bill. This bill amends the Urban Water Management Plan Act and prohibits the State Water Resources Control Board from requiring conservation in a water shortage situation if an agency has identified drought proof supplies in their UWMP. Passed to Senate.

AB 1668 (Friedman) includes the Governor’s language on short-term water management planning. The bill creates a new drought response plan by making numerous changes to water supply planning and drought planning to incorporate climate change, enhance water supply analysis, and strengthen the enforceability of urban water management plans (UWMP) and drought contingency planning. Passed to the Senate.

AB 1669 (Friedman) includes the Governor’s language on urban water conservation standards and use reporting. Failed in Assembly Appropriations Committee.

The Budget Trailer Bill was not passed by the budget committee in either house, both giving deference to the policy bill process. However, there is an ongoing stakeholder process that is being coordinated by the administration to continue work on the trailer bill. With neither of the long-term efficiency bills passing out of appropriations committee, it is likely that the trailer bill will become the primary vehicle for long-term efficiency standards.

Proposition 218 Reform

Senator Bob Hertzberg has introduced two bills to address Proposition 218 reform. The bills pick up where the 2016 ACWA effort left off. SB 231 is sponsored by the California Water Foundation and addresses stormwater, specifically how to finance stormwater capture, cleanup and reuse in rates. The bill ran into a little trouble from many California cities worried that the bill might add onto the already onerous new MS4 permit requirements. The bill passed off the Senate floor with 23 votes, just two over the minimum needed.

SCA 4, also by Senator Hertzberg is a constitutional amendment that would address lifeline and conservation rates. ACWA has agreed to sponsor SCA 4, and has been working out the final details about which article of the California Constitution to amend. The compromise position seems to be using article 17, an empty article of the constitution. Disagreement continues between the author's office and ACWA, with ACWA wanting complete transparency by referencing Article 13 and Prop 218. Hertzberg's office prefers the language to be vague, to help the bill gain votes by avoiding Proposition 218. Since the bill is a Constitutional Amendment, it is not subject to the typical legislative deadlines.

Recycled Water

The WateReuse bill (AB 574, Quirk) which would re-define specific categories of recycled water passed out of the Assembly and will now head to the Senate for consideration.

THIS PAGE
HAS
INTENTIONALLY
BEEN LEFT
BLANK
FOR PAGINATION

Innovative Federal Strategies LLC

Comprehensive Government Relations

MEMORANDUM

To: Joe Grindstaff, Kathy Besser

From: Letitia White, Jean Denton, Christian Rodrick

Date: June 1, 2017

Re: May Monthly Legislative Update

Congress Passes, Trump Signs Omnibus Appropriations Bill to Fund Government Through FY17

The House and Senate passed a \$1.17 trillion spending bill that President Donald Trump signed on Friday, May 5th, avoiding a federal government shutdown by only a few hours. The House passed the bill by a vote of 309-118 and in the Senate, the measure passed by a vote of 79-18.

Despite many of President Trump's requests not being included, both Republican and Democrat Leadership are touting the spending legislation as a win. House Speaker Paul Ryan and Senate Majority Leader Mitch McConnell stepped up their efforts to also persuade Republicans to view it as a win for their party. Ryan said after a meeting of House Republicans that the defense spending in the bill — which takes the Pentagon to almost \$600 billion this year — amounts to a “game changer” that Republicans can't ignore.

The spending bill underscores the constraints on Republicans, even though they control the White House and both chambers of Congress. With just 52 Republican senators and a fractured GOP majority in the House, most legislation still needs some Democratic support to clear.

The bill contains \$1.3 billion for the Bureau of Reclamation, which is \$42 million above the fiscal year 2016 enacted level and \$205 million above the previous Administration's request. It includes \$3 billion dollars for Community Development Block grants (CDBG) which is equal to last year. Additionally, it provides a \$15 million increase to the Economic Development Agency, bringing their total to \$276 million.

President Trump Delivers FY18 Budget Request to Congress

President Trump delivered his formal budget request for FY18 to Congress on May 23rd, sending shockwaves through Washington, despite the lack of dramatic changes from his “Skinny Budget” proposal in April. The request, which proposes significant increases to defense and homeland security spending, offsets these increases with dramatic cuts to domestic programs. The plan proposes \$1.7 trillion in cuts to major social and entitlement programs for lower-income Americans as part of an effort to balance the budget within a decade. In the next fiscal year alone, discretionary spending would be cut by \$54 billion. The budget seeks \$603 billion for defense, about \$54 billion more than allowed for under spending caps instituted in 2011. The President also included a request to allow the U.S. Attorney General, or the Homeland Security

Innovative Federal Strategies LLC

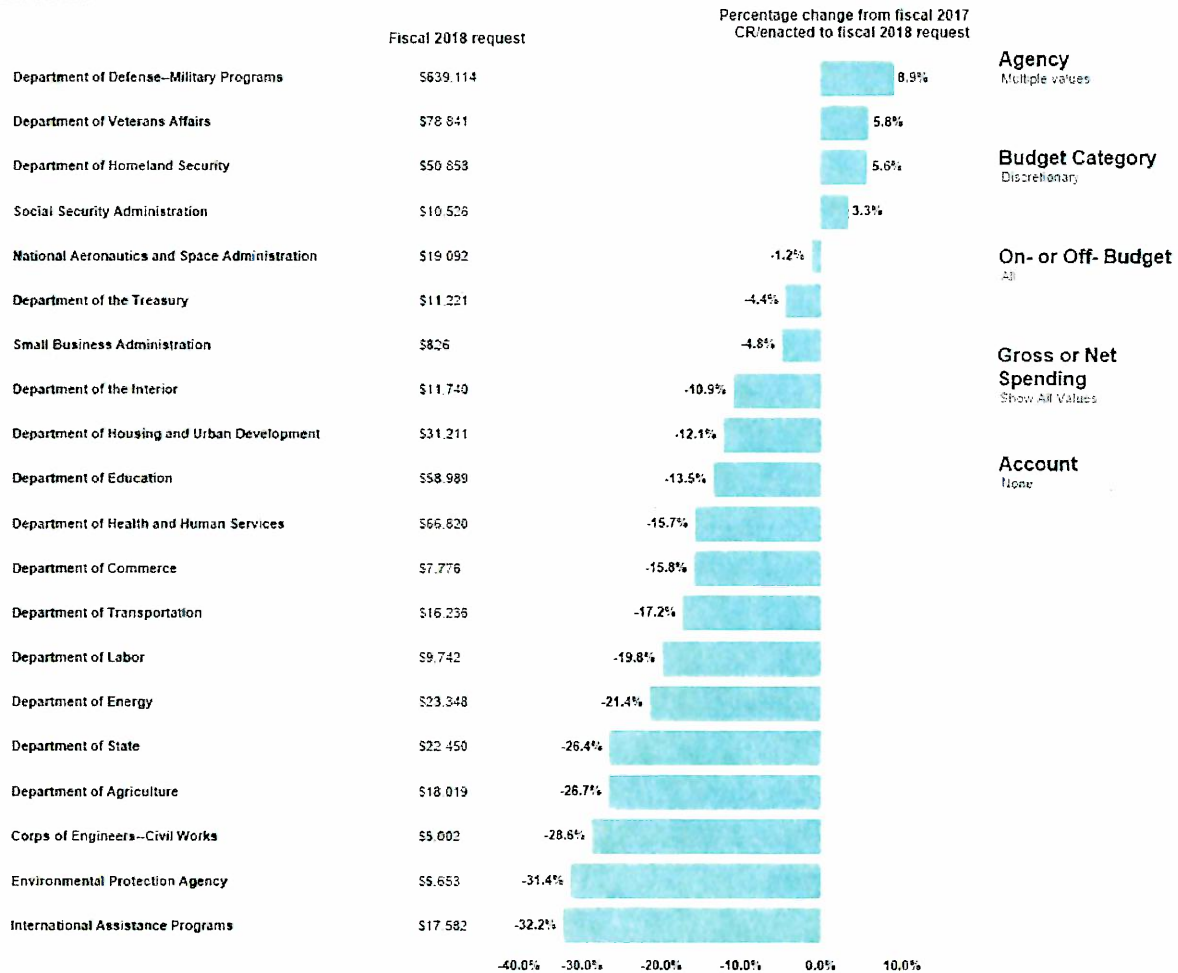
Secretary to condition certain grants and other law enforcement cooperation on complying with information requests as part of enforcing immigration laws, or, a city’s status as a ‘Sanctuary City.’

Both Republicans and Democrats on Capitol Hill quickly jumped to announce the request was “Dead on Arrival.” Senator John McCain [R-AZ] slammed the proposal, stating it was “inadequate to the challenges we face, illegal under current law, and part of an overall budget proposal that is dead on arrival in Congress.” House Appropriations Committee Chairman Rodney Frelinghuysen [R-NJ] also released a statement, reminding the public that “As outlined in the Constitution, the Congress, not the Executive Branch, has the ‘power of the purse,’” and that Congress would be writing their own budget. Additionally, he stated his committee will “analyze the request, go through each and every budget line, question every witness, and demand spending justifications on behalf of the taxpayers who are footing the bill”

Below, you will find a graphic with the requested Budget Authority by Agency.

Budget authority by agency

dollars in millions



Innovative Federal Strategies LLC

President Trump Sneaks Infrastructure Update into Budget Proposal

With little buildup, President Trump included a Fact Sheet regarding the President's frequently touted \$1 trillion-dollar infrastructure plan. (You can read the fact sheet [HERE](#).) Key principles in the President's fact sheet include making targeted federal investments, encouraging states to "self-help", aligning infrastructure investment with entities best suited to provide sustained and efficient investment, and leveraging the private sector.

The President proposes an additional \$200 billion in direct government spending and the White House is mulling public asset sales to fund some of that money. The President's proposal also came with some specific ideas, including privatizing Air Traffic Control and expanding the Transportation Infrastructure Finance and Innovation Act (TIFIA). The President's proposal also pays attention to water issues, specifically calling for full funding for the Water Infrastructure Finance and Innovation Act (WIFIA) program.

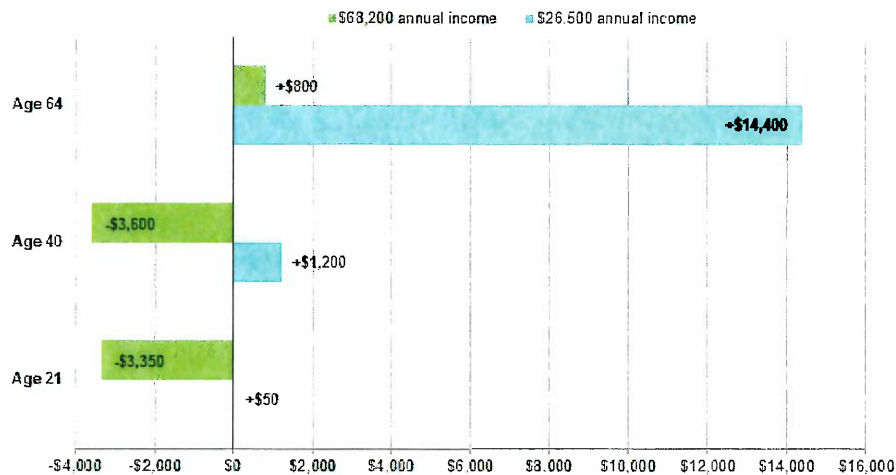
House Passes Obamacare Replacement Bill

House Republicans narrowly passed a bill to repeal and replace the Affordable Care Act (ACA) after months of tense negotiations, fulfilling a years long campaign promise to undo one of President Obama's signature accomplishments. H.R. 1628, the American Health Care Act includes provisions which

- Replace the individual and employer mandate penalties with a "continuous coverage" surcharge for those with a gap in coverage;
- Allow states to opt out of ACA's essential health benefit requirements and rules preventing insurers from charging more based on health status and age;
- Provide funding for high-risk pools, reinsurance programs and other purposes;
- Eliminate the ACA's income-based subsidies and replacing them with refundable, age based tax credits;
- Roll back the Medicaid expansion and converting Medicaid payments to states to a per capita cap system.

The Congressional Budget Office (CBO) found that the measure would reduce federal deficits by \$119 billion over 10 years and increase the number of uninsured by 23 million people in 2026. CBO estimated that premiums would be lower on average after 2020, though they could vary significantly based on health in states that opt out of the insurance rules and based on age and income. The following graphic shows how net premium costs would rise for older and lower-income people in states that don't opt out of insurance rules.

Change in premium costs after subsidies in states that don't seek waivers



Note: CBO estimated about 50 percent of the population lives in states that wouldn't seek a waiver from insurance rules.
Source: BSOV calculations based on May 24 CBO cost estimate, Table 5

Bloomberg Government

The bill is expected to be revised drastically in the Senate, where Senate Majority Leader Mitch McConnell [R-KY] already has established a working group of Republican Senators to work on creating a Senate version of the legislation. Senator Lamar Alexander, [R-TN] who chairs the Senate health committee stated that the Senate will “write our own bill” in the hours following the House’s passage of the legislation.

President Trump Takes First Foreign Trip

President Trump took his first foreign trip as President, departing on May 19th for an 8-day trip that included stops across the Middle-East and Europe. The President had stops in Saudi Arabia and Israel, before meeting with the Pope in the Vatican City and meeting with other North Atlantic Treaty Organization (NATO) leaders in Europe. During the trip, the President worked to affirm some key relationships, but also had some tense exchanges with allies. Speaking before NATO members, he challenged member nations to ‘pay their fair-share’ and failed to wholeheartedly endorse NATO’s Article 5, the article which states any NATO member will view an attack against another NATO member as an attack against itself. (President Trump’s advisors later stated that ‘of course’ the president supports Article 5.)

The President received mixed reviews for the trip with relatively few major blemishes. Supporters praised trump for “sticking-to-the script,” and creating relatively little drama during the trip, however detractors critiqued the President on issues related to intelligence leaks, NATO and the Paris Climate Accord.

Deputy AG Names Special Counsel over Russia Inquiry

Deputy Attorney General Rod Rosenstein named former FBI Director Robert Mueller Special Counsel to oversee the Department of Justice’s investigation into Russian efforts to influence the 2016 campaign. The move immediately restored needed credibility to the investigation and was praised by politicians and critics across the political spectrum. For President Trump, reeling amid allegations he sought a loyalty pledge from recently fired FBI Director James Comey and asked him to drop an investigation into former National Security Adviser Michael Flynn, the move

Innovative Federal Strategies LLC

provided welcome short-term relief. It gave Republicans seeking less drama from the White House something to cheer. And it granted Democrats a key demand for the inquiry to be managed by someone untainted by White House ties.

President Trump initially stated he welcomes the special counsel, in a statement he said “As I have stated many times, a thorough investigation will confirm what we already know there was no collusion between my campaign and any foreign entity.” However, he later claimed that he had been treated “more unfairly” than any other politician and that the investigation was simply a witch hunt.

Outlook for June

After returning from a week-long recess, Congress will have plenty to do and little time to do it, if it hopes to deliver on a number of President Trump’s key agenda items. During June, Congress will conduct hearings on the FY18 budget and will continue to conduct hearing on an upcoming infrastructure proposal. The House Appropriations Committee tentatively plans to begin marking up some bills in late June. Congress will likely begin discussing tax overhaul legislation and the Senate will begin to work on a healthcare bill to repeal and replace the Affordable Care Act. Both the House and Senate will also continue their own investigations into Russian meddling in the 2016 U.S. election, including June 8th testimony by fired FBI Director James Comey before the Senate Intelligence Committee. The House is also expected to bring up legislation to overhaul the Dodd-Frank bill that brought the most significant changes to federal financial regulation since the Great Depression.

President Trump has sworn he will investigate the high number of leaks coming out of his Administration. President Trump will also have to deal with fallout from his trip abroad including an expected June 1st decision on the Paris Climate Agreement, and how to work on trade deals with traditional European allies such as Germany who Trump has vowed to “change” the “MASSIVE trade deficit” with.

Rumors of a staff shake-up continue to dog the White House with increased fervor following the abrupt departure of White House Communications Director Michael Dubke. Amid these possible changes to his closest advisors, President Trump will need to continue appointing political staff throughout his administration and in a number of diplomatic positions.

THIS PAGE
HAS
INTENTIONALLY
BEEN LEFT
BLANK
FOR PAGINATION

Date: June 21, 2017

To: The Honorable Board of Directors

Through: Community and Legislative Affairs Committee (6/14/17)

From: P. Joseph Grindstaff
General Manager

Submitted by: Kathy Besser
Executive Manager of External Affairs and Policy Development/Assistant
General Manager

Subject: Public Outreach and Communication

RECOMMENDATION

This is an informational item for the Board of Directors to receive and file.

BACKGROUND

July (Smart Irrigation Month)

- July 19, Employee Appreciation Picnic, HQ Picnic Area (Behind HQA), 11:30 a.m. – 3:00 p.m.

September

- September 6, 2017, Rolling Ridge Garden in Every School® Dedication, 13677 Calle San Marcos, Chino Hills, Time TBD
- September 20, Chino Day at the LA County Fair, Pomona Fairplex (1101 W. McKinley Avenue, Pomona), 9:00 a.m. – 1:00 p.m.

Outreach/Education - Civic Publications Newspaper Campaign

- IEUA is working with Civic Publications to update the KickWaterWaste.com micro-site.
- IEUA is working with Civic Publications to distribute an email blast, which will lead viewers to a digital copy of the Agency's award-winning Annual Report.

Media and Outreach

- IEUA is continuing to run banner ads through *Fontana Herald News* and *La Opinión* newspapers.
- Staff has developed summer messaging tips that align with the Governor's Executive Order B-40-17.

- A *Kick the Habit* ad ran in the Champion Newspaper's *Healthy Living Issue* on June 17.
- Staff has developed a movie theater ad to run mid-May through early September that focuses on making water-use efficiency a way of life. This ad will run in Harkins Theater (Chino Hills), Victoria Gardens (Rancho Cucamonga), Ontario Palace (Ontario), and Ontario Mills (Ontario).
- In May, 40 posts were published to the IEUA Facebook page and 47 tweets were sent on the @IEUAwater Twitter handle.
- As part of "May is Water Awareness Month," IEUA ran a campaign on Facebook and Twitter that consisted of weekly posts with facts and information on groundwater, imported water, local supplies, and recycled water.
- The top three Facebook posts, based on reach and engagement, in the month of May were:
 - 5/8: Compost Awareness Week/Compost Giveaway
 - 5/9: Water is Life Poster Finalist Feature (K-5th Grade Category, 1st Place)
 - 5/22: Water is Life Poster Finalist Feature (9th-12th Grade Category, 1st Place)
- The top three tweets, based on reach and engagement, in the month of May were:
 - 5/9: Water is Life Poster Finalist Feature (K-5th Grade Category, 1st Place)
 - 5/18: 'Cheer On' Solar Cup Teams
 - 5/22: Solar Cup Teams Recognition

Education and Outreach Updates

- For program year 2016/2017, the Water Discovery Program provided field trips to approximately 3,851 students. Staff has begun scheduling field trips for program year 2017/2018 and to-date has scheduled two field trips and received additional enquiries.
- Staff has begun school site inspections for the qualifying 2017/2018 Garden in Every School® Mini-Grant participants. Staff will be visiting 12 schools with existing water-wise gardens. After site inspections take place and recommendations are made, schools will receive \$1,000 to fund garden materials.
- The 2017 MWD Solar Cup competition took place May 19 – May 21. Out of 43 teams that competed, Los Osos High School (Rancho Cucamonga) placed eighth overall and received the Teamwork Award for assisting another team with their equipment and offering advice. Chino Hills High School (Chino Hills) placed 16th overall, Chino High School (Chino) placed 18th overall and Henry J. Kaiser High School (Fontana) placed 41st. All the teams showed dedication and initiative.

PRIOR BOARD ACTION


None.

IMPACT ON BUDGET

The above-mentioned activities are budgeted in the FY 2016/17 Administrative Service Fund, External Affairs Services budget. The Garden in Every School® program expenses are budgeted in the Water Resources Fund.

IEUA WATER FORUM

MAY-JUNE 2017



Water Resources Planning Activities

- Phase 2 of the Integrated Resources Plan (IRP) kicked off in September 2016. The Projects List is being coordinated with member agencies to include local and regional water agency projects. Additionally, local infrastructure information is being gathered for the development of a single-line regional modeling schematic. Modeling work will include developing a financial evaluation and local project infrastructure that can potentially be utilized for groundwater storage projects in the Chino Basin.
- Master service contracts were awarded to Arcadis, CH2M HILL, Carollo, Kennedy/Jenks, Thomas Harder & Co., Daniel B. Stephens & Associates, INTERA, and Michael Baker International. Anticipated completion is spring 2018.

WUE Programs Snapshot

- IEUA is working in collaboration with Eastern MWD, San Bernardino MWD, Elsinore Valley MWD, and Rancho California WD on development of the Inland Empire Landscape Guidebook that will support a watershed wise approach to landscape design and installation of climate appropriate sustainable landscapes throughout the Inland Empire. The Guidebook is anticipated to be completed by July 2017.
- The California Water Efficiency Partnership (CalWEP), formerly known as the California Urban Water Conservation Council, will host their annual Peer-to-Peer Conference in San Diego from May 31st to June 1st. IEUA and its retail member agencies are all members of CalWEP, and membership is paid through IEUA's Regional Water Use Efficiency Programs budget.
- IEUA, in partnership with Three Valleys MWD and the Rainbird Corporation, will host a Drip Irrigation Workshop on Saturday, July 15, 2017, at Chino Basin Water Conservation District from 9 a.m. to 11 a.m. The workshop will provide hands-on training by an irrigation expert on how to properly install drip irrigation, and each qualifying participant will receive a free Drip Kit.

SARCCUP

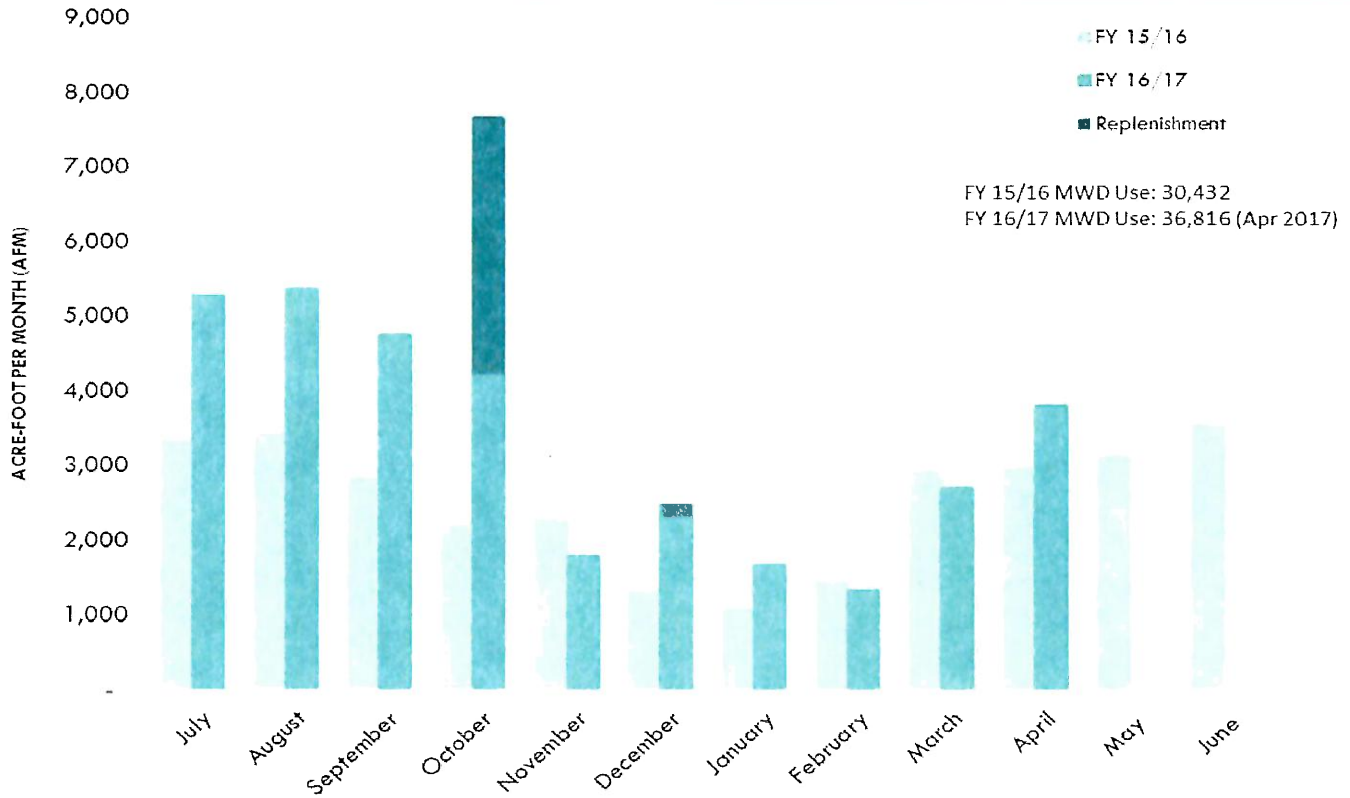
- The Santa Ana River Conservation & Conjunctive Use Program (SARCCUP) is being implemented by the five member agencies of SAWPA with \$55M in grant funding from California Department of Water Resources (DWR). Total cost for SARCCUP is \$100M with SAWPA member agencies each adding \$9M in matching funds. Project summary:
 - Decision Support Model (DSM) recommended that the Baseline Feeder pipeline and Elsinore ASR wells be removed. Additional modeling will be completed to identify replacement projects.
 - The Program Environmental Impact Report (PEIR) is on hold pending the additional DSM modeling efforts.
 - DSM analysis is expected to be completed by August 2017.

Santa Ana River Upper Habitat

- The Santa Ana River Upper Habitat Conservation Plan (SAR HCP) is continuing technical work to model impacts of all proposed covered activities. Draft biological impacts for terrestrial and avian species, such as the San Bernardino Merriam's kangaroo rat, Least Bell's vireo, and coastal California gnatcatcher are underway and will be reviewed at the next biological technical advisory committee in late spring.
- On a parallel track, the Santa Ana River Model is being developed. The SAR Model will be used to predict interactions between surface water flows and groundwater basins that feed into the Santa Ana River, and will have the capability to analyze future projects that are not included in the HCP. Drafts of both projects should be available mid 2018. Projects included as covered activities in the SAR HCP include all of the existing groundwater recharge basins for operation and maintenance, as well as projects and proposed diversions listed in the 2013 RMPU.



MWD Water Use



MWD Dashboard

- On April 14, the Department of Water Resources increased the State Water Project Allocation from 60 percent to 85 percent for south of the Delta State Water Contractors.
- The San Joaquin river has been flowing well above average/normal this water year; this has and will continue to help Delta exports into Southern California.
- San Luis reservoir is at full capacity, approximately two million acre-foot.

Calendar of Upcoming Meetings & Events

May 17, 2017	IEUA Board Meeting
June 6, 2017	SAWPA PA 23 Meeting
June 6, 2017	IEUA Bi-Monthly WUE Workgroup Meeting
June 21, 2017	IEUA Board Meeting
June 22, 2017	SAWPA PA 22 Meeting
June 28, 2017	Water Managers Meeting

CHINO BASIN WATERMASTER

IV. INFORMATION

1. Cash Disbursements for May 2017

CHINO BASIN WATERMASTER
Cash Disbursements For The Month of
May 2017

For Informational Purposes Only

Type	Date	Num	Name	Memo	Account	Paid Amount
Bill Pmt -Check	05/02/2017	20086	BROWNSTEIN HYATT FARBER SCHRECK		1012 · Bank of America Gen'l Ckg	
Bill	03/31/2017	676322		676322	6907.44 · SGMA Compliance	7,250.40
				Expenses	6907.44 · SGMA Compliance	45.29
Bill	03/31/2017	676323		676323	6907.42 · Safe Yield Recalculation	48,361.95
				Expenses	6907.42 · Safe Yield Recalculation	150.00
Bill	03/31/2017	676324		676324	6907.41 · Prado Basin Habitat Sustain	3,023.10
				Expenses	6907.41 · Prado Basin Habitat Sustain	53.10
Bill	03/31/2017	676325		676325	6907.40 · Storage Agreements	16,507.80
				Expenses	6907.40 · Storage Agreements	16.84
Bill	03/31/2017	676326		676326	6907.39 · Recharge Master Plan	6,007.95
Bill	03/31/2017	676327		676327	6907.38 · Reg. Water Quality Cntrl Board	267.75
Bill	03/31/2017	676328		676328	6072 · BHFS Legal - Rules & Regs	153.00
Bill	03/31/2017	676329		676329	6071 · BHFS Legal - Court Coordination	774.45
Bill	03/31/2017	676330		676330	8575 · BHFS Legal - Non-Ag Pool	841.50
Bill	03/31/2017	676331		676331	8475 · BHFS Legal - Agricultural Pool	344.25
Bill	03/31/2017	676332		676332	8375 · BHFS Legal - Appropriative Pool	1,606.50
				Expenses	8375 · BHFS Legal - Appropriative Pool	34.98
Bill	03/31/2017	676333		676333	6375 · BHFS Legal - Board Meeting	6,483.60
				Expenses	6375 · BHFS Legal - Board Meeting	225.00
Bill	03/31/2017	676334		676334	6275 · BHFS Legal - Advisory Committee	841.50
Bill	03/31/2017	676335		676335	6907.36 · Santa Ana River Habitat	537.75
Bill	03/31/2017	676337	Alvarez-CalPERS	6073 · BHFS Legal - Personnel Matters	76.50	
				GM Evaluation	6073 · BHFS Legal - Personnel Matters	263.25
Bill	03/31/2017	676338		676338	6078 · BHFS Legal - Miscellaneous	17,811.00
				676338	6907.44 · SGMA Compliance	76.50
				Expenses	8375 · BHFS Legal - Appropriative Pool	11.66
				Expenses	8475 · BHFS Legal - Agricultural Pool	11.66
				Expenses	8575 · BHFS Legal - Non-Ag Pool	11.66
				Expenses	6078 · BHFS Legal - Miscellaneous	69.96
Bill	03/31/2017	676336		676336	6907.34 · Santa Ana River Water Rights	2,188.80
TOTAL						114,047.70
Bill Pmt -Check	05/02/2017	20087	WILDERMUTH ENVIRONMENTAL INC		1012 · Bank of America Gen'l Ckg	
Bill	03/31/2017	2017078		2017078	6906.31 · OBMP-Pool, Adv. Board Mtgs	9,176.69
Bill	03/31/2017	2017079		2017079	6906.32 · OBMP-Other General Meetings	5,032.78
Bill	03/31/2017	2017080		2017080	6906.74 · OBMP-Mat'l Phy. Injury Requests	5,642.55
Bill	03/31/2017	2017081		2017081	6906.71 · OBMP-Data Req.-CBWM Staff	3,746.90
Bill	03/31/2017	2017082		2017082	6906.71 · OBMP-Data Req.-CBWM Staff	4,813.14
Bill	03/31/2017	2017083		2017083	6906.72 · OBMP-Data Req.-Non CBWM Staff	1,896.00
Bill	03/31/2017	2017084		2017084	6906.23 · SGMA Reporting Requirements	1,460.70

P169

CHINO BASIN WATERMASTER
Cash Disbursements For The Month of
May 2017

For Informational Purposes Only

Type	Date	Num	Name	Memo	Account	Paid Amount
Bill	03/31/2017	2017085		2017085	6906 · OBMP Engineering Services	8,886.10
Bill	03/31/2017	2017086		2017086	6906.1 · OBMP-Watermaster Model Update	47,477.00
Bill	03/31/2017	2017087		2017087	6906.24 · Compliance-SB88 and SWRCB	4,640.45
Bill	03/31/2017	2017088		2017088	6906.81 · Prepare 38th/39th Annual Rpts	7,203.60
Bill	03/31/2017	2017089		2017089	6906.21 · State of the Basin Report	387.40
Bill	03/31/2017	2017090		20107090	7103.3 · Grdwtr Qual-Engineering	9,635.27
Bill	03/31/2017	2017091		2017091	7104.3 · Grdwtr Level-Engineering	8,961.35
Bill	03/31/2017	2017092		Neva Ridge	7107.3 · Grd Level-SAR Imagery	56,000.00
				20107092	7107.2 · Grd Level-Engineering	148.50
Bill	03/31/2017	2017093		Parsons Brinkerhoff, Inc.	7107.6 · Grd Level-Contract Svcs	24,424.70
				20107093	7107.2 · Grd Level-Engineering	4,802.49
Bill	03/31/2017	2017094		2017094	7108.3 · Hydraulic Control-Engineering	12,034.65
Bill	03/31/2017	2017095		2017095	7108.31 · Hydraulic Control - PBHSP	63,278.41
Bill	03/31/2017	2017096		2017096	7202.2 · Engineering Svc	5,809.80
Bill	03/31/2017	2017097		2017097	7402 · PE4-Engineering	18,782.31
Bill	03/31/2017	2017098		2017098	7402.10 · PE4 - Northwest MZ1 Area Proj.	12,385.05
Bill	03/31/2017	2017099		2017099	7502 · PE6&7-Engineering	1,787.50
Bill	03/31/2017	2017100		2017100	7602 · PE8&9-Engineering	2,340.25
Bill	03/31/2017	2017101		2017101	7625 · Storage-OBMP PEIR-50/50 Split	759.00
Bill	03/31/2017	2017102		100% CBWM	7108.31 · Hydraulic Control - PBHSP	4,853.80
						<u>326,366.39</u>
Bill Pmt -Check	05/04/2017	20088	APPLIED COMPUTER TECHNOLOGIES	2798	1012 · Bank of America Gen'l Ckg	
Bill	04/24/2017	2798		Database Consulting - April 2017	6052.2 · Applied Computer Technol	3,312.20
TOTAL						<u>3,312.20</u>
Bill Pmt -Check	05/04/2017	20089	EGOSCUE LAW GROUP	11561	1012 · Bank of America Gen'l Ckg	
Bill	03/31/2017	11561		Ag Pool Legal Services - March 2017	8467 · Ag Legal & Technical Services	24,200.00
TOTAL						<u>24,200.00</u>
Bill Pmt -Check	05/04/2017	20090	FEENSTRA, BOB	Ag Pool Member Compensation	1012 · Bank of America Gen'l Ckg	
Bill	04/05/2017	4/05 Special Ag Pool		4/05/17 Special Ag Pool Meeting	8470 · Ag Meeting Attend -Special	125.00
Bill	04/20/2017	4/20 Advisory Comm		4/20/17 Advisory Committee Meeting	8470 · Ag Meeting Attend -Special	125.00
Bill	04/26/2017	4/26 Special Ag Pool		4/26/17 Special Ag Pool Meeting	8470 · Ag Meeting Attend -Special	125.00
Bill	04/27/2017	4/27 Board Mtg		4/27/17 Board Meeting	8470 · Ag Meeting Attend -Special	125.00
TOTAL						<u>500.00</u>
Bill Pmt -Check	05/04/2017	20091	GREAT AMERICA LEASING CORP.	20501786	1012 · Bank of America Gen'l Ckg	
Bill	04/19/2017	20501786		Invoice for April 2017	6043.1 · Ricoh Lease Fee	2,553.68
TOTAL						<u>2,553.68</u>

P176
TOTAL

CHINO BASIN WATERMASTER
Cash Disbursements For The Month of
May 2017

For Informational Purposes Only

Type	Date	Num	Name	Memo	Account	Paid Amount	
Bill Pmt -Check	05/04/2017	20092	JOHN J. SCHATZ	Appropriative Pool Legal Services	1012 · Bank of America Gen'l Ckg		
Bill	03/31/2017			February 2017	8367 · Legal Service	10,026.00	
				March 2017	8367 · Legal Service	8,094.00	
TOTAL						18,120.00	
Bill Pmt -Check	05/04/2017	20093	LEVEL 3 COMMUNICATIONS	54327163	1012 · Bank of America Gen'l Ckg		
Bill	04/24/2017	54327163		4/17/17-5/16/17	6053 · Internet Expense	1,047.80	
TOTAL						1,047.80	
Bill Pmt -Check	05/04/2017	20094	READY REFRESH BY NESTLE	0023230253	1012 · Bank of America Gen'l Ckg		
Bill	04/25/2017	0023230253		Office Water Bottle - April 2017	6031.7 · Other Office Supplies	59.28	
TOTAL						59.28	
Bill Pmt -Check	05/04/2017	20095	STANDARD INSURANCE CO.	Policy # 00-649299-0009	1012 · Bank of America Gen'l Ckg		
Bill	04/25/2017	006492990009		Policy # 00-649299-0009	60191 · Life & Disab.Ins Benefits	727.79	
TOTAL						727.79	
P1771	Bill Pmt -Check	05/04/2017	20096	STAPLES BUSINESS ADVANTAGE	80441036513	1012 · Bank of America Gen'l Ckg	
	Bill	04/15/2017	8044103613		Copy paper	6031.1 · Copy Paper	54.88
				Toner	6031.7 · Other Office Supplies	408.19	
TOTAL						463.07	
Bill Pmt -Check	05/04/2017	20097	TELLEZ-FOSTER, EDGAR	MILEAGE REIMBURSEMENT	1012 · Bank of America Gen'l Ckg		
Bill	04/27/2017			Mileage reimbursements to various meetings	6173 · Airfare/Mileage	134.29	
TOTAL						134.29	
Bill Pmt -Check	05/04/2017	20098	VERIZON WIRELESS	9783841410	1012 · Bank of America Gen'l Ckg		
Bill	04/25/2017	9783841410		Acct #648073270-00001	7103.7 · Grdwtr Qual-Computer Svc	100.04	
TOTAL						100.04	
Bill Pmt -Check	05/04/2017	20099	VISION SERVICE PLAN	00-101789-0001	1012 · Bank of America Gen'l Ckg		
Bill	04/25/2017	001017890001		Viision Insurance - May 2017	60182.2 · Dental & Vision Ins	85.60	
TOTAL						85.60	
General Journal	05/06/2017	05/06/2017	Payroll and Taxes for 04/23/17-05/06/17	Payroll and Taxes for 04/23/17-05/06/17	1012 · Bank of America Gen'l Ckg		
				Direct Deposits for 04/23/17-05/06/17	1012 · Bank of America Gen'l Ckg	25,458.47	
				Payroll Taxes for 04/23/17-05/06/17	1012 · Bank of America Gen'l Ckg	9,370.94	
			ICMA-RC	457(f) Employee Deductions for 04/23/17-05/06/17	1012 · Bank of America Gen'l Ckg	4,399.88	
			ICMA-RC	401(a) Employee Deductions for 04/23/17-05/06/17	1012 · Bank of America Gen'l Ckg	1,235.97	

CHINO BASIN WATERMASTER
Cash Disbursements For The Month of
May 2017

For Informational Purposes Only

Type	Date	Num	Name	Memo	Account	Paid Amount	
TOTAL						40,465.26	
Bill Pmt -Check	05/08/2017	20100	ACWA JOINT POWERS INSURANCE AUTHORIT	0481842	1012 · Bank of America Gen'l Ckg		
Bill	05/04/2017	0481842		Prepayment - June 2017	1409 · Prepaid Life, BAD&D & LTD	139.76	
				May 2017	60191 · Life & Disab.Ins Benefits	139.76	
TOTAL						279.52	
Bill Pmt -Check	05/08/2017	20101	CASTRO, LINDY	4/28/17 Hearing Transcript	1012 · Bank of America Gen'l Ckg		
Bill	04/28/2017	4/28/17 Hearing		4/28/17 Hearing Transcript	6046 · Legal Publications/Services	330.00	
TOTAL						330.00	
Bill Pmt -Check	05/08/2017	20102	CURATALO, JAMES	Board Member Compensation	1012 · Bank of America Gen'l Ckg		
Bill	04/04/2017	4/04 Special Board		4/04/17 Special Board Meeting	6311 · Board Member Compensation	125.00	
Bill	04/14/2017	4/14 Mtg w/Auditor		4/14/17 Fraud Interview with Auditor	6311 · Board Member Compensation	125.00	
Bill	04/25/2017	4/25 Agenda Preview		4/25/17 Board Agenda Preview Meeting	6311 · Board Member Compensation	125.00	
Bill	04/27/2017	4/27 Board Mtg		4/27/17 Board Meeting	6311 · Board Member Compensation	125.00	
TOTAL						500.00	
P172	Bill Pmt -Check	05/08/2017	20103	DE BOOM, NATHAN	Ag Pool Member Compensation	1012 · Bank of America Gen'l Ckg	
	Bill	04/05/2017	4/05 Special Ag Mtg		4/05/17 Special Ag Pool Meeting	8411 · Compensation	25.00
					4/05/17 Special Ag Pool Meeting	8470 · Ag Meeting Attend -Special	100.00
	Bill	04/13/2017	4/13 Ag Pool Mtg		4/13/17 Ag Pool Meeting	8411 · Compensation	25.00
					4/13/17 Ag Pool Meeting	8470 · Ag Meeting Attend -Special	100.00
	Bill	04/26/2017	4/26 Special Ag Mtg		4/26/17 Special Ag Pool Meeting	8411 · Compensation	25.00
					4/26/17 Special Ag Pool Meeting	8470 · Ag Meeting Attend -Special	100.00
TOTAL						375.00	
Bill Pmt -Check	05/08/2017	20104	DE HAAN, HENRY	Ag Pool Member Compensation	1012 · Bank of America Gen'l Ckg		
Bill	04/05/2017	4/05 Special Ag Pool		4/05/17 Special Ag Pool Meeting	8411 · Compensation	25.00	
				4/05/17 Special Ag Pool Meeting	8470 · Ag Meeting Attend -Special	100.00	
Bill	04/13/2017	4/13 Ag Pool Mtg		4/13/17 Ag Pool Meeting	8411 · Compensation	25.00	
				4/13/17 Ag Pool Meeting	8470 · Ag Meeting Attend -Special	100.00	
TOTAL						250.00	
Bill Pmt -Check	05/08/2017	20105	DI PRIMIO, ROBERT	Board Member Compensation	1012 · Bank of America Gen'l Ckg		
Bill	04/04/2017	4/04 Special Board		4/04/17 Special Board Meeting	6311 · Board Member Compensation	125.00	
Bill	04/20/2017	4/20 Orientation		4/20/17 Board Member Orientation	6311 · Board Member Compensation	125.00	
Bill	04/21/2017	4/21 Special Board		4/21/17 Special Board Meeting	6311 · Board Member Compensation	125.00	
Bill	04/25/2017	4/25 Agenda Preview		4/25/17 Board Agenda Preview Meeting	6311 · Board Member Compensation	125.00	
TOTAL						500.00	

CHINO BASIN WATERMASTER
Cash Disbursements For The Month of
May 2017

For Informational Purposes Only

Type	Date	Num	Name	Memo	Account	Paid Amount
Bill Pmt -Check	05/08/2017	20106	FEDAK & BROWN LLP	Progress Billing - Audit Services	1012 · Bank of America Gen'l Ckg	
Bill	04/28/2017	April 2017		April 2017	6062 · Audit Services	3,200.00
TOTAL						<u>3,200.00</u>
Bill Pmt -Check	05/08/2017	20107	FILIPPI, GINO	Board Member Compensation	1012 · Bank of America Gen'l Ckg	
Bill	04/14/2017	4/14 Board Conf Call		4/14/17 Board Conference Call	6311 · Board Member Compensation	125.00
Bill	04/21/2017	4/21 Budget Wkshp		4/21/17 Budget Workshop	6311 · Board Member Compensation	125.00
Bill	04/25/2017	4/25 Board Conf Call		4/25/17 Board Conference Call	6311 · Board Member Compensation	125.00
Bill	04/27/2017	4/27 Board Mtg		4/27/17 Board Meeting	6311 · Board Member Compensation	125.00
TOTAL						<u>500.00</u>
Bill Pmt -Check	05/08/2017	20108	GEYE, BRIAN	Board Member Compensation	1012 · Bank of America Gen'l Ckg	
Bill	04/25/2017	4/25 Budget Wkshp		4/25/17 Budget Workshop	6311 · Board Member Compensation	125.00
Bill	04/27/2017	4/27 Board Mtg		10/27/16 Board Meeting	6311 · Board Member Compensation	125.00
Bill	04/27/2017	4/27 Board Mtg		4/27/17 Board Meeting	6311 · Board Member Compensation	125.00
Bill	04/28/2017	2/23 Rules Workshop		2/23/17 Rules Workshop	6311 · Board Member Compensation	125.00
Bill	04/28/2017	3/16 Board Conf Call		3/16/17 Board Conference Call	6311 · Board Member Compensation	125.00
Bill	04/28/2017	4/28 Hearing		4/28/17 Court Hearing	6311 · Board Member Compensation	125.00
TOTAL						<u>750.00</u>
Bill Pmt -Check	05/08/2017	20109	HUITSING, JOHN	Ag Pool Member Compensation	1012 · Bank of America Gen'l Ckg	
Bill	04/05/2017	4/05 Special Ag Pool		4/05/17 Special Ag Pool Meeting	8411 · Compensation	25.00
Bill	04/13/2017	4/13 Ag Pool Mtg		4/05/17 Special Ag Pool Meeting	8470 · Ag Meeting Attend -Special	100.00
Bill	04/13/2017	4/13 Ag Pool Mtg		4/13/17 Ag Pool Meeting	8411 · Compensation	25.00
Bill	04/13/2017	4/13 Ag Pool Mtg		4/13/17 Ag Pool Meeting	8470 · Ag Meeting Attend -Special	100.00
Bill	04/26/2017	4/26 Special Ag Mtg		4/26/17 Special Ag Pool Meeting	8411 · Compensation	25.00
Bill	04/26/2017	4/26 Special Ag Mtg		4/26/17 Special Ag Pool Meeting	8470 · Ag Meeting Attend -Special	100.00
TOTAL						<u>375.00</u>
Bill Pmt -Check	05/08/2017	20110	KUHN, BOB	Board Member Compensation	1012 · Bank of America Gen'l Ckg	
Bill	04/04/2017	4/04 Special Board		4/04/17 Special Board Meeting	6311 · Board Member Compensation	125.00
Bill	04/13/2017	4/13 Appro Pool Mtg		4/13/17 Appropriative Pool Meeting	6311 · Board Member Compensation	125.00
Bill	04/20/2017	4/20 Advisory Comm		4/20/17 Advisory Committee Meeting	6311 · Board Member Compensation	125.00
Bill	04/21/2017	4/21 Special Board		4/21/17 Special Board Conference Call	6311 · Board Member Compensation	125.00
Bill	04/28/2017	4/28 Court Hearing		4/28/17 Court Hearing	6311 · Board Member Compensation	125.00
TOTAL						<u>625.00</u>
Bill Pmt -Check	05/08/2017	20111	LOEB & LOEB LLP	1713584	1012 · Bank of America Gen'l Ckg	
Bill	04/26/2017	1713584		Non-Ag Pool Legal Services - March 2017	8567 · Non-Ag Legal Service	7,569.00

P 1073
TOTAL

CHINO BASIN WATERMASTER
Cash Disbursements For The Month of
May 2017

For Informational Purposes Only

Type	Date	Num	Name	Memo	Account	Paid Amount
TOTAL						7,569.00
Bill Pmt -Check	05/08/2017	20112	MINDSHIFT	0245295	1012 · Bank of America Gen'l Ckg	
Bill	05/08/2017	0245295		IT Managed Services	6052.4 · mindSHIFT-Managed Services	3,770.00
				Backup & Recovery	6052.5 · mindSHIFT-Data Backup/Storage	792.00
TOTAL						4,562.00
Bill Pmt -Check	05/08/2017	20113	PAYCHEX	2017042700	1012 · Bank of America Gen'l Ckg	
Bill	04/28/2017	2017042700		April 2017	6012 · Payroll Services	307.94
TOTAL						307.94
Bill Pmt -Check	05/08/2017	20114	PIERSON, JEFFREY	Ag Pool Member Compensation	1012 · Bank of America Gen'l Ckg	
Bill	04/05/2017	4/05 Special Ag Pool		4/05/17 Special Ag Pool Meeting	8470 · Ag Meeting Attend -Special	125.00
Bill	04/13/2017	4/13 Ag Pool Mtg		4/13/17 Ag Pool Meeting	8470 · Ag Meeting Attend -Special	125.00
Bill	04/20/2017	4/20 Advisory Comm		4/20/17 Advisory Committee Meeting	8470 · Ag Meeting Attend -Special	125.00
Bill	04/20/2017	4/20 RIPCom Mtg		4/20/17 RIPCom Meeting	8470 · Ag Meeting Attend -Special	125.00
Bill	04/21/2017	4/21 Special Board		4/21/17 Special Board Meeting	8470 · Ag Meeting Attend -Special	125.00
Bill	04/26/2017	4/26 Special Ag Pool		4/26/17 Special Ag Pool Meeting	8470 · Ag Meeting Attend -Special	125.00
Bill	04/27/2017	4/27 Board Mtg		4/27/17 Board Meeting	8470 · Ag Meeting Attend -Special	125.00
Bill	04/28/2017	4/28 Court Hearing		4/28/17 Court Hearing	8470 · Ag Meeting Attend -Special	125.00
TOTAL						1,000.00
Bill Pmt -Check	05/08/2017	20115	PITNEY BOWES CREDIT CORPORATION	3101215649	1012 · Bank of America Gen'l Ckg	
Bill	05/04/2017	3101215649		Postage meter property tax	6044 · Postage Meter Lease	6.93
TOTAL						6.93
Bill Pmt -Check	05/08/2017	20116	PUBLIC EMPLOYEES' RETIREMENT SYSTEM	Payor #3493	1012 · Bank of America Gen'l Ckg	
Bill	05/08/2017	1394905143		Annual Unfunded Accrued Liability	60180 · Employers PERS Expense	3,590.95
TOTAL						3,590.95
Bill Pmt -Check	05/08/2017	20117	PURCHASE POWER	8000-9090-0016-8851	1012 · Bank of America Gen'l Ckg	
Bill	04/13/2017	8000909000168851		Postage refill	6042 · Postage - General	500.00
TOTAL						500.00
Bill Pmt -Check	05/08/2017	20118	RR FRANCHISING, INC.	38661	1012 · Bank of America Gen'l Ckg	
Bill	05/01/2017	38661		Monthly janitorial service - May 2017	6024 · Building Repair & Maintenance	740.00
TOTAL						740.00
Bill Pmt -Check	05/08/2017	20119	SOLINST CANADA LTD.	12801264	1012 · Bank of America Gen'l Ckg	
Bill	04/21/2017	12801264		Water level equipment	7104.9 · Grdwtr Level-Capital Equip	5,448.71

P177

CHINO BASIN WATERMASTER
Cash Disbursements For The Month of
May 2017

For Informational Purposes Only

Type	Date	Num	Name	Memo	Account	Paid Amount
TOTAL						5,448.71
Bill Pmt -Check	05/08/2017	20120	STATE COMPENSATION INSURANCE FUND	1970970-16	1012 · Bank of America Gen'l Ckg	
Bill	05/01/2017	1970970-16		Premium for 4/26/17-5/26/17	60183 · Worker's Comp Insurance	910.00
TOTAL						910.00
Bill Pmt -Check	05/08/2017	20121	SWIFT, JOSH	Board Member Compensation	1012 · Bank of America Gen'l Ckg	
Bill	04/27/2017	4/27 Board Mtg		4/27/17 Board Meeting	6311 · Board Member Compensation	125.00
TOTAL						125.00
Bill Pmt -Check	05/08/2017	20122	TRUONG, ANNA	Conference Expenses	1012 · Bank of America Gen'l Ckg	
Bill	05/08/2017			Reimburse for mileage	6173 · Airfare/Mileage	42.16
				Seminar expenses	6191 · Conferences - General	130.19
TOTAL						172.35
Bill Pmt -Check	05/08/2017	20123	UNION 76	7076-2245-3035-5049	1012 · Bank of America Gen'l Ckg	
Bill	04/28/2017	7076224530355049		Fuel - April 2017	6175 · Vehicle Fuel	328.24
TOTAL						328.24
P175						
Bill Pmt -Check	05/08/2017	20124	YOO, FRANK	Conference Expenses	1012 · Bank of America Gen'l Ckg	
Bill	05/08/2017			Reimbursement for mileage to seminar	6173 · Airfare/Mileage	76.29
TOTAL						76.29
Bill Pmt -Check	05/08/2017	20125	YUKON DISPOSAL SERVICE	08-K2 213849	1012 · Bank of America Gen'l Ckg	
Bill	05/01/2017	08-k2 213849		Disposal Service - May 2017	6024 · Building Repair & Maintenance	111.57
TOTAL						111.57
Bill Pmt -Check	05/11/2017	ACH 051117	PUBLIC EMPLOYEES' RETIREMENT SYSTEM	Payor #3493	1012 · Bank of America Gen'l Ckg	
General Journal	05/06/2017	05/06/2017	PUBLIC EMPLOYEES' RETIREMENT SYSTEM	CalPERS Retirement for 04/23/17-05/06/17	2000 · Accounts Payable	1,480.43
TOTAL						1,480.43
Bill Pmt -Check	05/16/2017	20126	WILDERMUTH ENVIRONMENTAL INC	VOID:	1012 · Bank of America Gen'l Ckg	0.00
TOTAL						
Bill Pmt -Check	05/16/2017	20127	CORELOGIC INFORMATION SOLUTIONS	81797816	1012 · Bank of America Gen'l Ckg	
Bill	04/30/2017	81797816		81797816	7103.7 · Grdwtr Qual-Computer Svc	62.50
				81797816	7101.4 · Prod Monitor-Computer	62.50
TOTAL						125.00
Bill Pmt -Check	05/16/2017	20128	CUCAMONGA VALLEY WATER DISTRICT		1012 · Bank of America Gen'l Ckg	

CHINO BASIN WATERMASTER
Cash Disbursements For The Month of
May 2017

For Informational Purposes Only

Type	Date	Num	Name	Memo	Account	Paid Amount
Bill	05/16/2017			Office lease due June1, 2017	1422 · Prepaid Rent	6,447.61
TOTAL						6,447.61
Bill Pmt -Check	05/16/2017	20129	EUROFINS EATON ANALYTICAL		1012 · Bank of America Gen'l Ckg	
Bill	05/02/2017	L0319554		L0319554	7108.4 · Hydraulic Control-Lab Svcs	440.00
Bill	05/03/2017	L0319648		L0319648	7103.5 · Grdwtr Qual-Lab Svcs	628.00
Bill	05/04/2017	L0319786		L0319786	7108.4 · Hydraulic Control-Lab Svcs	1,592.00
TOTAL						2,660.00
Bill Pmt -Check	05/16/2017	20130	FIRST LEGAL NETWORK LLC	40009704	1012 · Bank of America Gen'l Ckg	
Bill	04/30/2017	40009704		Filings on 4/4, 4/7, 4/18, 4/27 and 4/28	6061.5 · Court Filing Services	1,241.45
TOTAL						1,241.45
Bill Pmt -Check	05/16/2017	20131	FRONTIER COMMUNICATIONS	909-484-3890-050914-5	1012 · Bank of America Gen'l Ckg	
Bill	05/16/2017	90948438900509145		Office fax and main line	6022 · Telephone	139.40
TOTAL						139.40
Bill Pmt -Check	05/16/2017	20132	INLAND EMPIRE UTILITIES AGENCY	1800003193	1012 · Bank of America Gen'l Ckg	
Bill	05/16/2017	1800003193		San Sevaine Basin Improvements Project #5	7690.4 · San Sevaine Recharge (TO # 8)	48,914.76
TOTAL						48,914.76
Bill Pmt -Check	05/16/2017	20133	LEGAL SHIELD	0111802	1012 · Bank of America Gen'l Ckg	
Bill	05/16/2017	0111802		Employee deductions - May 2017	60194 · Other Employee Insurance	79.70
TOTAL						79.70
Bill Pmt -Check	05/16/2017	20134	PIETERSMA, RONALD	Ag Pool Member Compensation	1012 · Bank of America Gen'l Ckg	
Bill	04/30/2017	1/12 Ag Pool Mtg		1/12/17 Ag Pool Meeting	8411 · Compensation	25.00
				1/12/17 Ag Pool Meeting	8470 · Ag Meeting Attend -Special	100.00
Bill	04/30/2017	2/09 Ag Pool Mtg		2/09/17 Ag Pool Meeting	8411 · Compensation	25.00
				2/09/17 Ag Pool Meeting	8470 · Ag Meeting Attend -Special	100.00
Bill	04/30/2017	3/08 Special Ag Mtg		3/08/17 Special Ag Pool Meeting	8411 · Compensation	25.00
				3/08/17 Speical Ag Pool Meeting	8470 · Ag Meeting Attend -Special	100.00
TOTAL						375.00
Bill Pmt -Check	05/16/2017	20135	PREMIERE GLOBAL SERVICES	23495642	1012 · Bank of America Gen'l Ckg	
Bill	04/30/2017	23495642		GLMP call on 4/11	6909.1 · OBMP Meetings	28.05
				Non-Ag Pool meeting call on 4/13	8512 · Meeting Expense	6.10
				Non-Ag Pool meeting call on 4/13	8512 · Meeting Expense	23.28
				AWQ Study Coordination call on 4/18	6909.1 · OBMP Meetings	9.43
				39th AR review call on 4/18	6909.1 · OBMP Meetings	6.10

P176

CHINO BASIN WATERMASTER
Cash Disbursements For The Month of
May 2017

For Informational Purposes Only

P177

Type	Date	Num	Name	Memo	Account	Paid Amount
				Budget Workshop prep call on 4/25	6909.1 · OBMP Meetings	6.12
				SY Coordination call on 4/25	6078.11 · Safe Yield Recalculation	16.84
				Fee - General	6022 · Telephone	49.00
				Fee - Confidential	6022 · Telephone	49.00
				CA Water Policy Conference Panel call on 3/28	6909.1 · OBMP Meetings	11.00
				SGMA Annual Report call on 3/30	6906.23 · SGMA Reporting Requirements	6.11
				WM Coordination call on 4/03	6909.1 · OBMP Meetings	11.41
				Pools agenda prep call on 4/04	8312 · Meeting Expenses	2.65
				Pools agenda prep call on 4/04	8412 · Meeting Expenses	2.65
				Pools agenda prep call on 4/04	8512 · Meeting Expense	2.65
				Board confidential session call on 4/04	6312 · Meeting Expenses	6.12
				WM Coordination call on 4/12	6909.1 · OBMP Meetings	12.95
				Pool meetings check call on 4/12	8312 · Meeting Expenses	4.35
				Pool meetings check call on 4/12	8412 · Meeting Expenses	4.35
				Pool meetings check call on 4/12	8512 · Meeting Expense	4.36
				GRP Annual Report call on 4/17	6909.1 · OBMP Meetings	6.10
				WM Coordination call on 4/17	6909.1 · OBMP Meetings	19.41
				Board agenda prep call on 4/18	6312 · Meeting Expenses	8.07
				Prep for Board confidential session call on 4/21	6312 · Meeting Expenses	7.49
				Board confidential session call on 4/21	6312 · Meeting Expenses	25.26
				Budget Workshop prep call on 4/24	6909.1 · OBMP Meetings	6.92
				Board meeting preview call on 4/25	6312 · Meeting Expenses	10.42
				SY Coordination call on 4/25	6078.11 · Safe Yield Recalculation	6.97
				SY Coordination call on 4/25	6078.11 · Safe Yield Recalculation	6.10
				Service Fee	6022 · Telephone	9.42
				SY Coordination call on 4/26	6078.11 · Safe Yield Recalculation	6.10
TOTAL						374.78
Bill Pmt -Check	05/16/2017	20136	R&D PEST SERVICES	0214610	1012 · Bank of America Gen'l Ckg	
Bill	05/15/2017	0214610		Pest control-inside and outside office	6024 · Building Repair & Maintenance	100.00
TOTAL						100.00
Bill Pmt -Check	05/16/2017	20137	RON SHELLEY'S AUTOMOTIVE		1012 · Bank of America Gen'l Ckg	
Bill	05/09/2017	9548		Service for F-150	6177 · Vehicle Repairs & Maintenance	89.43
Bill	05/12/2017	9568		Service for Expedition	6177 · Vehicle Repairs & Maintenance	146.00
TOTAL						235.43
Bill Pmt -Check	05/16/2017	20138	STATE OF CA - DEPT OF CONSUMER AFFAIRS 44017		1012 · Bank of America Gen'l Ckg	
Bill	05/11/2017	44017		Renew CE Certificate for P. Kavounas	6111 · Membership Dues	172.50
TOTAL						172.50

CHINO BASIN WATERMASTER
Cash Disbursements For The Month of
May 2017

For Informational Purposes Only

Type	Date	Num	Name	Memo	Account	Paid Amount
Bill Pmt -Check	05/16/2017	20139	STAULA, MARY L	Retiree Medical	1012 · Bank of America Gen'l Ckg	
Bill	05/31/2017			Retiree Medical	60182.4 · Retiree Medical	22.24
TOTAL						22.24
Bill Pmt -Check	05/16/2017	20140	VERIZON WIRELESS	9785118416	1012 · Bank of America Gen'l Ckg	
Bill	05/16/2017	9785118416		Acct #470810953-00001	6022 · Telephone	336.94
TOTAL						336.94
Bill Pmt -Check	05/19/2017	20141	KAVOUNAS, PETER	Travel Expense Reimbursement	1012 · Bank of America Gen'l Ckg	
Bill	05/10/2017			Travel Expense Reimbursement	6191 · Conferences - General	65.76
TOTAL						65.76
General Journal	05/20/2017	05/20/2017	Payroll and Taxes for 05-07/17-05/20/17	Payroll and Taxes for 05-07/17-05/20/17	1012 · Bank of America Gen'l Ckg	
				Direct Deposits for 05-07/17-05/20/17	1012 · Bank of America Gen'l Ckg	24,062.59
				Payroll Taxes for 05-07/17-05/20/17	1012 · Bank of America Gen'l Ckg	8,489.01
			ICMA-RC	457(f) Employee Deductions for 05-07/17-05/20/17	1012 · Bank of America Gen'l Ckg	4,411.29
			ICMA-RC	401(a) Employee Deductions for 05-07/17-05/20/17	1012 · Bank of America Gen'l Ckg	1,243.57
TOTAL						38,206.46
Bill Pmt -Check	05/23/2017	20142	BANK OF AMERICA	XXXX-XXXX-XXXX-9341	1012 · Bank of America Gen'l Ckg	
Bill	04/30/2017	XXXX-XXXX-XXXX-9341		Purchase Office 365 for GM computer	6054 · Computer Software	99.00
				Purchase uniforms for staff	6154 · Uniforms	602.06
				Purchase miscellaneous office supplies	6031.7 · Other Office Supplies	375.49
				Renew SonicWall Gateway Security Suite	6054 · Computer Software	845.75
				Supplies for staff meeting	6141.3 · Admin Meetings	42.10
				Hotel-PK-attend the CA Water Policy Conference	6191 · Conferences - General	416.98
				Daily parking charges-PK-CA Water Policy Conf.	6191 · Conferences - General	28.00
				PK meeting w/C. Berch, IEUA	8312 · Meeting Expenses	25.48
				Purchase miscellaneous office supplies	6031.7 · Other Office Supplies	34.41
				Lunch for staff/legal counsel-pre-Ag Pool meeting	8412 · Meeting Expenses	78.61
				Purchase miscellaneous office supplies	6031.7 · Other Office Supplies	8.99
				Purchase miscellaneous office supplies	6031.7 · Other Office Supplies	20.19
				Purchase copy paper	6031.1 · Copy Paper	187.50
				Purchase miscellaneous office supplies	6031.7 · Other Office Supplies	13.95
				Air fare-PK-attend the GW Law Conference	6173 · Airfare/Mileage	503.96
				Hotel-PK-attend the CA Water Policy Conference	6191 · Conferences - General	206.26
				Hotel-PK-attend the ACWA 2017 Spring Conf.	6191 · Conferences - General	179.75
				Purchase miscellaneous office supplies	6031.7 · Other Office Supplies	81.93
				Lunch for staff/legal counsel-pre-court hearing mtg	6909.1 · OBMP Meetings	18.18

5178

CHINO BASIN WATERMASTER
Cash Disbursements For The Month of
May 2017

For Informational Purposes Only

Type	Date	Num	Name	Memo	Account	Paid Amount
				Purchase miscellaneous office supplies	6031.7 · Other Office Supplies	28.10
				PK meeting w/S. Burton, D. Poulsen	8312 · Meeting Expenses	87.29
				Registration-Truong for 4/19/17 Audioconference	6192 · Seminars - General	236.00
				Purchase copy paper	6031.1 · Copy Paper	206.81
TOTAL						4,326.79
Bill Pmt -Check	05/23/2017	20143	CALPERS	1394905143	1012 · Bank of America Gen'l Ckg	
Bill	05/17/2017	1394905143		1394905143	60182.1 · Medical Insurance	8,172.69
TOTAL						8,172.69
Bill Pmt -Check	05/23/2017	20144	GREAT AMERICA LEASING CORP.	20661151	1012 · Bank of America Gen'l Ckg	
Bill	05/17/2017	20661151		Invoice for May 2017	6043.1 · Ricoh Lease Fee	2,553.68
TOTAL						2,553.68
Bill Pmt -Check	05/23/2017	20145	UNITED HEALTHCARE	0043501626	1012 · Bank of America Gen'l Ckg	
Bill	05/17/2017	0043501626		Dental Insurance Premium - June 2017	60182.2 · Dental & Vision Ins	749.75
TOTAL						749.75
P179	Bill Pmt -Check	05/24/2017	20146	WILDERMUTH ENVIRONMENTAL INC	1012 · Bank of America Gen'l Ckg	
	Bill	04/30/2017	2017114	2017114	6906.31 · OBMP-Pool, Adv. Board Mtgs	7,874.30
	Bill	04/30/2017	2017115	2017115	6906.32 · OBMP-Other General Meetings	7,773.66
	Bill	04/30/2017	2017116	2017116	6906.74 · OBMP-Mat'l Phy. Injury Requests	2,173.35
	Bill	04/30/2017	2017117	2017117	6906.71 · OBMP-Data Req.-CBWM Staff	3,315.10
	Bill	04/30/2017	2017118	2017118	6906.71 · OBMP-Data Req.-CBWM Staff	5,107.34
	Bill	04/30/2017	2017119	2017119	6906.72 · OBMP-Data Req.-Non CBWM Staff	6,613.10
	Bill	04/30/2017	2017120	2017120	6906 · OBMP Engineering Services	2,397.50
	Bill	04/30/2017	2017121	2017121	6906.81 · Prepare 38th/39th Annual Rpts	3,779.45
	Bill	04/30/2017	2017122	2017122	6906.21 · State of the Basin Report	19,174.84
	Bill	04/30/2017	2017123	2017123	7103.3 · Grdwtr Qual-Engineering	6,683.61
	Bill	04/30/2017	2017124	2017124	7104.3 · Grdwtr Level-Engineering	7,904.03
	Bill	04/30/2017	2017125	2017125	7107.2 · Grd Level-Engineering	612.14
	Bill	04/30/2017	2017126	2017126	7108.3 · Hydraulic Control-Engineering	576.39
	Bill	04/30/2017	2017127	2017127	7108.3 · Hydraulic Control-Engineering	999.46
	Bill	04/30/2017	2017128	2017128	7108.3 · Hydraulic Control-Engineering	4,034.20
	Bill	04/30/2017	2017129	2017129	7108.31 · Hydraulic Control - PBHSP	42,987.95
	Bill	04/30/2017	2017130	2017130	7109.3 · Recharge & Well - Engineering	2,635.20
	Bill	04/30/2017	2017131	2017131	7202.2 · Engineering Svc	3,656.67
	Bill	04/30/2017	2017132	2017132	7402 · PE4-Engineering	12,345.63
Bill	04/30/2017	2017133	2017133	7402.10 · PE4 - Northwest MZ1 Area Proj.	13,193.70	
Bill	04/30/2017	2017134	2017134	7502 · PE6&7-Engineering	1,801.60	

CHINO BASIN WATERMASTER
Cash Disbursements For The Month of
May 2017

For Informational Purposes Only

Type	Date	Num	Name	Memo	Account	Paid Amount
Bill	04/30/2017	2017135		100% CBWM	7108.31 · Hydraulic Control - PBHSP	1,710.00
Bill	04/30/2017	2017144		2017144	6910.15 · WEI Support-HCP Modeling	1,560.54
TOTAL						<u>158,909.76</u>
Bill Pmt -Check	05/25/2017	ACH 052517	PUBLIC EMPLOYEES' RETIREMENT SYSTEM	Payor #3493	1012 · Bank of America Gen'l Ckg	
General Journal	05/20/2017	05/20/2017	PUBLIC EMPLOYEES' RETIREMENT SYSTEM	CalPERS Retirement for 05/07/17-05/20/17	2000 · Accounts Payable	6,301.26
TOTAL						<u>6,301.26</u>
Total Disbursements:						<u><u>847,307.99</u></u>

P180